

N NEBRASKA FOOTBALL

FIVE-TIME NATIONAL CHAMPIONS • MOST WINS IN THE NATION LAST 40, 50 & 60 YEARS



NEBRASKA
CORNHUSKERS

GAME 3: NEBRASKA (2-0) VS. OREGON (2-0)

SEPT. 17, 2016 • 2:30 P.M. (CT)

MEMORIAL STADIUM/TOM OSBORNE FIELD

LINCOLN, NEB.

CAPACITY: 86,047

SURFACE: FIELDTURF



OREGON
DUCKS

- **Record:** 2-0 (0-0, Big Ten)
- **Last Game:** Wyoming, W, 52-17
- **Rankings:** Receiving Votes
- **Series:** Nebraska, 5-1
- **Coach:** Mike Riley
- **At Nebraska:** 8-7 (2nd year)
- **Career:** 101-87 (16th year)
- **vs. Oregon:** 4-10



ABC

Bob Wischusen, Play-by-Play
Brock Huard, Analyst
Allison Williams, Sidelines

- **Record:** 2-0 (0-0, Pac-12)
- **Last Game:** Virginia, W, 44-26
- **Rankings:** 22-AP; 21-Coaches
- **Coach:** Mark Helfrich
- **At Oregon:** 35-8 (4th year)
- **Career:** same
- **vs. Nebraska:** first meeting

350

Saturday's game will mark the 350th consecutive sellout at Memorial Stadium.

The Home of the Huskers has been sold out for every game since Nov. 3, 1962. Nebraska owns a home record of 298-51 during the sellout streak.

15

Nebraska Head Coach Mike Riley has defeated 15 ranked teams during his college coaching career. Last season, Nebraska defeated No. 6 Michigan State, 39-38, in Lincoln.

7

Nebraska enters the Oregon game with a turnover margin of +7, and is tied for the national lead in turnover margin. The Huskers were -12 in that category last season. NU had two takeaways without a turnover against Fresno State and had six takeaways and one turnover vs. Wyoming.

THE MATCHUP

Nebraska completes its season-opening homestand at Memorial Stadium this Saturday when the Huskers play host to the Oregon Ducks. Game time in Lincoln is set for 2:30 p.m. (CT) with the contest televised nationally on ABC.

The contest is a highly anticipated intersectional non-conference matchup. It also marks another milestone in one of the most remarkable streaks in college sports, as Nebraska will celebrate the 350th consecutive sellout at Memorial Stadium on Saturday.

Nebraska comes into the contest with a 2-0 record, after a 52-17 victory over Wyoming on Saturday. The Huskers broke open the game with 28 unanswered points in the fourth quarter to pull away. Nebraska used a big-play passing attack and six takeaways to key the victory.

Oregon will also bring a 2-0 mark into Lincoln, following a 44-26 home win over Virginia on Saturday night. The Ducks once again feature one of the nation's high-powered offenses, averaging 48.5 points and 577.0 yards per game. Oregon is ranked 22nd in this week's AP Poll and check in at No. 21 in the USA Today Coaches Poll.

Oregon is one of the nation's most successful programs over the past several years. Since 2010, the Ducks' 71 victories trail only Alabama among all FBS programs.

The game with Oregon is the first in a home-and-home series between the schools. Nebraska will visit Eugene, Ore., on Sept. 9, 2017.

NEBRASKA FOOTBALL TOP 10

- Nebraska is 882-368-40 all-time, one of only 10 schools with 800 wins.
- The Cornhuskers rank fourth all-time with their 882 victories.
- Nebraska has won five national titles (1970, 1971, 1994, 1995, 1997).
- The Huskers have won 46 conference championships.
- Nebraska's 52 all-time bowl appearances rank third nationally.
- Three Huskers have won the Heisman Trophy (Rodgers, Rozier, Crouch).
- Nebraska's 107 football Academic All-Americans lead the nation.
- The Huskers have 110 first-team All-Americans in school history.
- Nebraska football is the only team in any sport in NCAA history to total 100 athletic and academic All-Americans.
- Memorial Stadium has been sold out every game since Nov. 3, 1962, a streak of 350 consecutive sellouts (including Oregon).



HUSKER RADIO

Greg Sharpe
Matt Davison
Brenden Stai

NATIONAL SIMULCASTS

• Sirius: 83 • XM: 202

1	NEBRASKA FRESNO STATE	43 10
Sept. 3 • 7 p.m. (BTN) Lincoln, Neb. • Memorial Stadium		
2	NEBRASKA WYOMING	52 17
Sept. 10 • 11 a.m. (ESPN2) Lincoln, Neb. • Memorial Stadium		
3	#22 OREGON NEBRASKA	2-0 2-0
Sept. 17 • 2:30 p.m. (ABC) Lincoln, Neb. • Memorial Stadium		
4	NEBRASKA NORTHWESTERN	2-0 0-2
Sept. 24 • 6:30 p.m. (BTN) Evanston, Ill. • Ryan Field		
5	ILLINOIS NEBRASKA	1-1 2-0
Oct. 1 • 2:30 p.m. (TBA) Lincoln, Neb. • Memorial Stadium		
6	NEBRASKA INDIANA	2-0 2-0
Oct. 15 • 2:30 p.m. (TBA) Bloomington, Ind. • Memorial Stadium		
7	PURDUE NEBRASKA	1-1 2-0
Oct. 22 • TBA (TBA) Lincoln, Neb. • Memorial Stadium		
8	NEBRASKA WISCONSIN	2-0 2-0
Oct. 29 • 6 p.m. (ABC/ESPN/ESPN2) Madison, Wis. • Camp Randall Stadium		
9	NEBRASKA #6 OHIO STATE	2-0 2-0
Nov. 5 • 7 p.m. (ABC/ESPN/ESPN2) Columbus, Ohio • Ohio Stadium		
10	MINNESOTA NEBRASKA	2-0 2-0
Nov. 12 • 6:30 p.m. (BTN) Lincoln, Neb. • Memorial Stadium		
11	MARYLAND NEBRASKA	2-0 2-0
Nov. 19 • (TBA) (TBA) Lincoln, Neb. • Memorial Stadium		
12	NEBRASKA #17 IOWA	2-0 2-0
Nov. 25 • TBA (TBA) Iowa City, Iowa • Kinnick Stadium		
13	BIG TEN CONFERENCE CHAMPIONSHIP GAME	
Dec. 3 • 7:17 p.m. (FOX) Indianapolis, Ind. • Lucas Oil Stadium		

NEBRASKA COMMUNICATIONS

One Memorial Stadium
P.O. Box 880123
Lincoln, NE 68588-0123
(402) 472-2263
sportsinfo@huskers.com
Shipping Address: 600 Stadium Drive

FOOTBALL CONTACTS

Credential Requests Huskers.com/Media

Assistant A.D./Communications.....Keith Mann
Phone.....402-472-0237
E-Mail.....kmann@huskers.com
Sr. Assoc. Comm. Director.....Shamus McKnight
Phone.....402-472-7772
E-Mail.....smcknight@huskers.com

Associate Comm. Director.....Matt Smith
Phone.....402-472-7780
E-Mail.....msmith@huskers.com

Associate Comm. Director.....Jeremy Foote
Phone.....402-472-7778
E-Mail.....jfoote@huskers.com

Admin. Associate (Credentials).....Vicki Capazo
Phone.....402-472-2263
E-Mail.....vcapazo@huskers.com

Huskers.com • @Huskers

GENERAL POLICIES

All player and coach interviews must be arranged at least one day in advance through the Nebraska Communications Office. Contact Keith Mann, Shamus McKnight, Matt Smith or Jeremy Foote. All post-practice interviews will be conducted at the practice site. Interviews will not be conducted in the weight room, Student Life Complex, training room, hallways or the tunnel leading from the locker room to the field. The Nebraska locker room, training room and football office meeting rooms are **OFF-LIMITS** to the media. When arriving for post-practice interviews, media should wait in the Hawks Center lobby, or access Memorial Stadium through Gate 11 entrance if practice is in the stadium.

Requested players are available (depending on class schedules) at the Monday press conferences (11:30 a.m.-1 p.m.) and after practice on the field on Tuesday (defense) and Wednesday (offense). Players cell phone numbers will **NOT** be given to the media.

Practices are **CLOSED** to the media and to the general public during the season. Media will be allowed to shoot photos/video at the start of practice on Tuesdays (app. 15 minutes). A Communications representative will be on hand during the open portion of practice.

After all games, Nebraska's locker room is closed. Head Coach Mike Riley, coordinators and requested players will be brought to the postgame interview room after a 10-minute cooling off period. At home, the postgame interview room is located in the strength complex of the Osborne Athletic Complex. Media are asked to wait to set up equipment until the conclusion of halftime. On the road, Coach Riley, assistant coaches and requested players will be brought to the designated interview area. Please note, **NO INTERVIEWS** will be conducted on the field as the players are returning to the locker room.

NEBRASKA MEDIA INFORMATION AND POLICIES

COACH AND PLAYER AVAILABILITY

MONDAY

Nebraska Weekly Press Conference

Coach Riley will be available in the West Stadium Level 6 at Memorial Stadium at 11:30 a.m. CT. The press conference will be available free at Huskers.com. Players will generally follow Coach Riley at the press conference.

Nebraska will not practice on Mondays.

TUESDAY

Big Ten Teleconference (Mike Riley - 11:24 a.m. CT)

To participate on the teleconference, media members should call 1-866-392-7674. Contact the Big Ten Conference Office for the weekly passcode. The calls will be available for playback approximately two hours after each conference at www.bigten.org.

- 11:00 a.m. – Pat Fitzgerald, Northwestern
- 11:08 a.m. – Jim Harbaugh, Michigan
- 11:16 a.m. – Paul Chryst, Wisconsin
- 11:24 A.M. – MIKE RILEY, NEBRASKA
- 11:32 a.m. – Mark Dantonio, Michigan State
- 11:40 a.m. – Kirk Ferentz, Iowa
- 11:48 a.m. – Tracy Claeys, Minnesota
- 11:56 a.m. – Chris Ash, Rutgers
- 12:04 p.m. – Lovie Smith, Illinois
- 12:12 p.m. – DJ Durkin, Maryland
- 12:20 p.m. – Darrell Hazell, Purdue
- 12:28 p.m. – James Franklin, Penn State
- 12:36 p.m. – Urban Meyer, Ohio State
- 12:44 p.m. – Kevin Wilson, Indiana

Defensive coordinator Mark Banker, requested defensive assistants and requested defensive players not at press conference available on field after practice.

WEDNESDAY

Offensive coordinator Danny Langsdorf, requested offensive assistants and requested offensive players not at press conference available on field after practice.

THURSDAY

Coach Riley available after practice on field.

FRIDAY

No Media Availability.

RILEY PHONE INTERVIEWS

Media wishing to try to arrange a phone interview may contact Keith Mann for availability. Please contact the Communications Office as far in advance as possible.

PLAYER PHONE INTERVIEWS

Out-of-town media requesting phone interviews with Nebraska players should contact Keith Mann or Shamus McKnight with those requests, preferably on Sundays, but no later than 10 a.m. CT on Monday of game week.

PLAYER/COACH MUG SHOTS

Action photos and/or a DVD of Nebraska mug shots may be obtained by calling or e-mailing the Nebraska Communications Office.

HUSKERS.COM

Huskers.com is the official site of Nebraska Athletics and includes updated stats, game notes, depth chart and extensive quotes and audio and video clips from Nebraska's Monday press conference, including Coach Riley and selected players in the afternoon.

CREDENTIALS

Media may make credential requests for Nebraska home games on-line at Huskers.com/media. Follow the steps on the web site to complete the application. You will receive an e-mail confirming your application, and approval/denial e-mail. Contact Vicki Capazo at (402) 472-2263 with questions. Once again this season, photo ID will be required to gain access to the stadium on game day and the name on your photo ID and credential must match. Single-game credentials will not be mailed and must be picked up on game day at media will call.

TELECONFERENCE/SATELLITE FEED/FTP

For video of Nebraska's press conferences contact the Communications Office. All of Coach Riley's press conferences are available live on Huskers.com. Several players will follow Riley at the press conference.

MEDIA GUIDE AND SUPPLEMENT ON-LINE

PDF versions of the 2016 Nebraska media guide and media supplement are available on Huskers.com. Please go to the "Football" page, on the right menu, click on "2016 Media Guide" and proceed.

BANK OF THE WEST NEBRASKA FOOTBALL SHOW "DAY BY DAY"

The Nebraska Football television show will air on several affiliates throughout the 2016 season. The stations and times are as follows:

- KOLN/KGIN–Lincoln (Sunday, 10:35 p.m.)
- KNPL–North Platte (Sunday, 10:35 p.m.)
- KMTV–Omaha (Sunday, 11 p.m.)
- Fox Sports Midwest–Monday, 1 p.m.

The N-Side Nebraska show will follow the half-hour football show and feature all 24 of Nebraska's sports, including football during the fall.

IMG HUSKER SPORTS RADIO NETWORK

The Husker IMG Sports Network will continue the strong tradition of broadcasting excellence in 2016, as it brings NU football to fans across the nation and the world.

In the state of Nebraska, KXSP (590 AM and KEZO (92.3 FM) serve as the Omaha affiliates. KLIN (1400 AM) along with KFGE (98.1 FM) remain the Lincoln affiliates, while KRVN (880 AM) is a powerful central Nebraska affiliate that reaches around the state. All radio broadcasts are available live on Huskers.com, the Official Husker App, TuneIn.com, the TuneIn Radio App and SiriusXM Satellite Radio.

2016 NEBRASKA STATIONS

- Ainsworth: 1400 AM
- Alliance: 1400 AM
- Beatrice: 1450 AM
- Broken Bow: 95.3 FM
- Chadron: 610 AM
- Columbus: 900 AM/101.1 FM
- Cozad: 1580 AM
- Fairbury: 1310 AM/99.5 FM
- Falls City: 1230 AM
- Fremont: 105.5 FM
- Grand Island: 1430 AM/97.3 FM
- Hastings: 1230 AM/94.5 FM
- Holdrege: 97.7 FM
- Imperial: 102.9 FM
- Kearney: 1340/105.9
- Lexington: 880 AM
- Lincoln: 1400 AM/98.1 FM
- McCook: 93.9/102.1 FM
- Neb. City: 1600 AM/103.1 FM
- Norfolk: 94.7 FM
- North Platte: 1240 AM/103.5 FM
- Ogallala: 93.5 FM
- Omaha: 590 AM/92.3 FM
- Scottsbluff: 960 AM/94.1 FM
- Sidney: 1340 AM/98.7 FM
- Superior: 1600 AM/103.9 FM
- Valentine: 940 AM
- West Point: 840/98.3 AM
- York: 1370 AM

WEEKLY MEDIA CALENDAR: NEBRASKA VS. OREGON (SEPT. 12-17)

MONDAY, SEPT. 12	TUESDAY, SEPT. 13	WEDNESDAY, SEPT. 14	THURSDAY, SEPT. 15	FRIDAY, SEPT. 16	SATURDAY, SEPT. 17
PRESS CONFERENCE 11 a.m. - Lunch 11:30 a.m. - Mike Riley Players to follow	BIG TEN CONF. CALL 11 a.m. - Call begins 11:24 a.m. - Mike Riley Details: Contact Big Ten		NEBRASKA FOOTBALL RADIO HOUR (HSN) 7 p.m. - Bruce Read		GAME DAY Nebraska vs. Oregon 2:30 P.M. CT (ABC)
NO PRACTICE	PRACTICE 3:45 - 5:30 p.m. Available after practice: • Mark Banker • Requested def. players • Requested def. coaches	PRACTICE 3:45 - 5:30 p.m. Available after practice: • Danny Langsdorf • Requested off. players • Requested off. coaches	PRACTICE 4 - 5:20 p.m. Available after practice: • Mike Riley	PRACTICE Afternoon walk-thru at Memorial Stadium NO MEDIA ACCESS	POST-GAME Post-game interview area Available after game: • Mike Riley • Coordinators • Requested players

NEBRASKA-OREGON SERIES

Games: 6

Standing: Nebraska leads, 5-1

At Lincoln: Nebraska leads, 4-1

At Memorial Stadium: Nebraska leads, 4-1

At Eugene: Nebraska leads, 1-0

Date	Site	Rank NU/ORE	Result	Score
9/27/1952	Eugene	/	W	28-20
9/19/1953	Lincoln	/	L	12-20
9/11/1971	Lincoln	2/	W	34-7
9/14/1974	Lincoln	7/	W	61-7
9/28/1985	Lincoln	16/	W	63-0
9/27/1986	Lincoln	4/	W	48-14

Series scoring	Total	Average
Nebraska	246	41.0
Oregon	68	11.3

- Saturday's meeting is the first in a home-and-home series between the schools, and is the first meeting between the teams in 30 years.
- Nebraska has won four straight games in the series, outscoring Oregon, 206-28, during the winning streak.
- Oregon has been unranked in the first six meetings between the schools, while Nebraska was ranked in the four meetings prior to this year.

RILEY, STAFF HAVE LONG HISTORY OF FACING OREGON

Nebraska Head Coach Mike Riley is in his second season in Lincoln. Before taking over the Husker program, he was the head coach at Oregon State for 14 seasons, where his Beaver teams battled Oregon each year in a rivalry known as the Civil War.

- Riley owns a 4-10 record against Oregon, twice knocking off ranked Duck teams during his OSU tenure.
- Riley's most recent victory over Oregon came in the 2007 season.

RILEY OWNS SUCCESS AGAINST RANKED OPPONENTS

Oregon heads to Lincoln ranked 22nd in the Associated Press Poll and No. 21 in the coaches poll. Mike Riley has a strong history of upending ranked teams during his college coaching career.

- Riley-coached teams have 15 wins over ranked teams in his 16 seasons as a college coach, 14 at Oregon State and a win over Michigan State in 2015.
- Last year's win over No. 6 Michigan State marked the sixth top-10 opponent a Riley-coached team defeated since 2006.
- Riley owns a pair of victories over ranked Oregon teams, a 44-41 win in two overtimes against No. 15 Oregon in 1998, and a 38-31 double-overtime win over the 16th-ranked Ducks in 2007.

WINS BY RILEY-COACHED TEAMS vs. TOP 25

Year	Opponent	Result
1998	No. 16 Oregon	W, 44-41 (2ot)
2005	No. 18 California	W, 23-20
2006	No. 3 USC	W, 33-31
2006	No. 24 Hawaii	W, 35-32
2007	No. 2 California	W, 31-28
2007	No. 16 Oregon	W, 38-31 (2ot)
2008	No. 1 USC	W, 27-21
2008	No. 19 Pittsburgh	W, 3-0
2009	No. 23 California	W, 31-14
2010	No. 9 Arizona	W, 29-27
2010	No. 20 USC	W, 36-7
2012	No. 13 Wisconsin	W, 10-7
2012	No. 19 UCLA	W, 27-20
2014	No. 7 Arizona St.	W, 35-27
2015	No. 6 Michigan St.	W, 39-38

NEBRASKA HAS LONG HISTORY OF BATTLING PAC-12 FOES

Nebraska's meeting with Oregon continues a tradition of playing marquee non-conference games against Pac-12 opponents. Since 1983, Nebraska has played 30 regular-season non-conference games against teams that were in the Pac-12 at game time.

- Nebraska is 22-8 against the Pac-12 in regular season games since 1983, including 2-0 against Oregon in that stretch. Additionally in the regular season since 1983, NU is 6-1 vs. Arizona State, 5-3 vs. UCLA, 2-0 vs. California, 4-2 vs. Washington, 2-0 vs. Oregon State, 1-0 vs. Washington State and 0-2 vs. USC. Nebraska is 49-18-2 all-time against current Pac-12 member Colorado, a Husker foe in the Big Seven, Big Eight and Big 12 Conferences.
- Nebraska has also played five bowl games against Pac-12 teams in that time period, going 2-3 in those games, including last year's bowl win over UCLA.
- Nebraska played at least one non-conference game against a Pac-12 foe for 17 straight seasons from 1983 to 1999.
- Oregon will be the ninth ranked Pac-12 team to play at Memorial Stadium. Nebraska is 4-4 in the previous eight games.

NEBRASKA VS. RANKED PAC-12 OPPONENTS AT MEMORIAL STADIUM

Year	Opponent	Result
1969	No. 5 USC	L, 21-31
1973	No. 10 UCLA	W, 40-13
1987	No. 3 UCLA	W, 42-33
1991	No. 4 Washington	L, 21-36
1994	No. 13 UCLA	W, 49-21
1998	No. 9 Washington	W, 55-7
2007	No. 1 USC	L, 31-49
2013	No. 16 UCLA	L, 21-41

- Nebraska has seven games on its future schedules against Pac-12 opponents. In addition to the Nebraska-Oregon game in Eugene 2017, the Huskers are set to meet Colorado four times between 2018 and 2024, and will play Arizona in 2028 and 2031.



BIG TEN STANDINGS

WEST DIVISION

Place	Team	Overall	Big Ten
1.	Iowa	2-0	0-0
	Minnesota	2-0	0-0
	Nebraska	2-0	0-0
	Wisconsin	2-0	0-0
5.	Illinois	1-1	0-0
	Purdue	1-1	0-0
7.	Northwestern	0-2	0-0

EAST DIVISION

Place	Team	Overall	Big Ten
1.	Indiana	2-0	0-0
	Maryland	2-0	0-0
	Michigan	2-0	0-0
	Ohio State	2-0	0-0
5.	Michigan State	1-0	0-0
6.	Penn State	1-1	0-0
	Rutgers	1-1	0-0

BIG TEN CONFERENCE

PLAYER OF THE WEEK NOMINEES

Game	Offense	Defense	Sp. Teams	Frosh
FS	Ozigbo	K. Williams		Jackson
WYO	Armstrong	Gerry		C. Davis

ORE

NW

ILL

IND

PUR

WIS

OSU

UM

MARY

IOWA

Bold indicates winner

2016 HUSKER HONORS

Tommy Armstrong Jr., QB

- Earl Campbell Tyler Rose Award
- Maxwell Award Watch List
- Davey O'Brien Quarterback Award Watch List
- Johnny Unitas Award Watch List
- Manning Award Watch List

Drew Brown, PK

- Lou Groza Award Watch List
- Wuerffel Trophy Watch List
- Allstate AFCA Good Works Team Nominee

Cethan Carter, TE

- Mackey Award Watch List

Nathan Gerry, S

- Big Ten Defensive POW (vs. Wyoming)
- Bednarik Award Watch List
- Jim Thorpe Award Watch List

Joshua Kalu, CB

- Lott IMPACT Award Watch List

Terrell Newby, IB

- Doak Walker Award Watch List

Brandon Reilly, WR

- Biletnikoff Award Watch List

Dylan Utter, C

- Rimington Trophy Watch List

Jordan Westerkamp, WR

- Biletnikoff Award Watch List

LAST TIME OUT

NEBRASKA 52, WYOMING 17

Team Stats	WYO	NU
First Downs	16	25
Rushes-Yards	31-131	43-138
Passes	16-32-5	21-35-1
Passing Yards	189	412
Total Offense	320	550
3rd Downs	2-of-10	8-of-14
Turnovers	6	1
Penalties	5-42	7-93
Time of Possession	26:53	33:07

NU Rushing Leaders

Devine Ozigbo—15 carries, 49 yards, TD
Tre Bryant—7 carries, 37 yards

NU Passing Leader

Tommy Armstrong Jr.—20-34-1, 377 yards, 3 TD

NU Receiving Leader

Alonzo Moore—3 receptions, 109 yards, TD
J. Westerkamp—4 receptions, 105 yards, 2 TD

NU Defensive Leaders

Nathan Gerry—7 tackles, 2 INT, TFL, PBU
Josh Banderas—7 tackles, QB hurry
Kieron Williams—5 tackles, 23-yard INT for TD

NU Special Teams Leader

Drew Brown—1-1 FG, 7-7 PAT, 6 touchbacks

NOTING GAME 2

- Nebraska won its 31st straight game against the Mountain West and improved to 8-0 against Wyoming.
- Tommy Armstrong Jr. threw for 377 yards and three touchdowns. The 377 yards were just four yards from his career high. His three touchdowns gave him 57 career TD passes, good for a new Nebraska record.
- Senior receiver **Alonzo Moore** had a career-long 63-yard TD reception in the second quarter and finished with a career-high 109 receiving yards, his first 100-yard game.
- Senior receiver **Jordan Westerkamp** had his eighth career 100-yard receiving game with 105 yards. He had a pair of fourth-quarter touchdown catches, marking his first career multiple TD game.
- Senior safety **Nathan Gerry** had two interceptions, marking the first time a Husker had two picks in a game since Ciente Evans against Southern Miss in 2013. Gerry moved his career total to 11 interceptions.
- Nebraska had five interceptions, its most since having five against Idaho in 2010. The Huskers' six takeaways were their most since having the same total against Idaho in 2010.
- Safety **Kieron Williams** intercepted a pass for the second straight week and returned it 23 yards for a touchdown. His interception for a score was the first by a Husker since Joshua Kalu at Minnesota last season.
- Senior **Jordan Nelson** had a career-long 45-yard kickoff return in the third quarter. The return was the longest by a Husker since Ameer Abdullah's 76-yarder vs. Rutgers in 2014.
- Nebraska kicker **Drew Brown** scored 10 points in the game to move into the top 10 on the career scoring list.

HUSKERS SET TO CELEBRATE 350TH CONSECUTIVE SELLOUT

One of the most remarkable streaks in college athletics history will reach another milestone on Saturday when Memorial Stadium is sold out for the 350th consecutive game. The streak dates back to Nov. 3, 1962, Nebraska's first season under Hall of Fame Coach Bob Devaney.

- Nebraska owns an impressive 298-51 record during the sellout streak.
- Since the streak began, a total of 26,530,065 fans have attended the 349 games at Memorial Stadium.
- The unmatched fan support has fueled a Nebraska program that ranks among the nation's best since 1962.

NATIONAL LEADERS SINCE 1962

MOST VICTORIES

1) Nebraska	515
2) Oklahoma	481
3) Ohio State	477
4) Alabama	474
5) Penn State	467

BEST WINNING PERCENTAGE

1) Nebraska	.778
2) Oklahoma	.772
3) Ohio State	.768
4) Alabama	.747
5) Penn State	.743

MOST BOWL GAMES

1) Nebraska	50
2) Alabama	48
3) Georgia	44
4) Ohio State	42
5) Texas	42

MOST NATIONAL TITLES

1) Alabama	10
2) USC	6
3) Nebraska	5
Miami	5
5) Oklahoma	4

MOST CONFERENCE TITLES

1) Oklahoma	24
2) Ohio State	23
USC	23
4) Nebraska	22
Michigan	22

RILEY JOINS 100-WIN CLUB IN SEASON-OPENING VICTORY

Nebraska Head Coach **Mike Riley** earned his 100th win as a collegiate head coach in the 43-10 win over Fresno State in the season opener. Riley won 93 games in 14 seasons at Oregon State and has eight victories at Nebraska.

- Riley is one of 22 active FBS head coaches with 100 career college victories.
- All 101 of Riley's victories have come while coaching in a Power Five Conference. Riley is one of 10 active coaches to win 100 games at a Power Five Conference school.

ACTIVE COACHES WITH 100 WINS AT POWER FIVE CONFERENCE SCHOOLS

Coach, Current School	Career Wins
Bill Snyder, Kansas State	193
Nick Saban, Alabama	184
Bob Stoops, Oklahoma	180
Mark Richt, Miami	147
Les Miles, LSU	141
Kirk Ferentz, Iowa	129
Urban Meyer, Ohio State	117
Tommy Tuberville, Cincinnati	113
Mike Leach, Washington State	105
Mike Riley, Nebraska	101

Note: Win totals reflect only wins at Power Five schools.

NU OFFENSE SHOWS SIGNS OF BACKING UP SUCCESSFUL 2015

The Nebraska offense had a productive first season under Head Coach Mike Riley and offensive coordinator Danny Langsdorf, and the unit appears ready for more growth this fall with many key pieces returning.

In 2015, Nebraska ranked second in the Big Ten in total offense and passing offense, while finishing third in scoring offense.

- Nebraska scored more than 30 points eight times in 2015, including five of the final seven games.
- Nebraska has averaged 47.5 points in its first two games of 2016, and its 52 points against Wyoming are the most in two seasons under Mike Riley.
- Nebraska was second in the Big Ten in total offense in 2015 at 446.9 yards per game. NU is averaging 478.0 yards per game after two games in 2016.
- Nebraska passed for 266.9 yards per game to rank second in the conference in 2015. Nebraska has averaged 263.0 passing yards through the first two games this season.
- Nebraska topped the 300-yard passing mark for the seventh time in two seasons under Mike Riley with 412 passing yards against Wyoming. The yardage total was the fifth highest in school history and most since the 2007 season.

- Nebraska has also shown big-play ability again this season. The Huskers had five passing plays of at least 25 yards against Wyoming. Nebraska's 19.48 yards per completion ranks fourth in the nation. Last season, Nebraska's 78 plays of 20-plus yards ranked second in the Big Ten.

- In addition to its passing explosion against Wyoming, the Huskers also showed the ability to pound the ball against Fresno State. The Huskers rushed for 292 yards on 51 carries in the win.

NEBRASKA LOOKS TO KEEP WINNING THE RUN GAME BATTLE

Through two games, Nebraska has shown the ability to control the running game on both sides of the ball for success in 2016.

Nebraska churned out 292 rushing yards on 51 carries in its season-opening victory over Fresno State. That rushing effort came on the heels of running for 326 yards in the Foster Farms Bowl win over UCLA to close the 2015 season. NU ran for 138 yards against Wyoming.

The Blackshirt defense has done its part by shutting down the opposing running game. Fresno State rushed for just 31 yards on 26 carries, and the Huskers registered seven tackles for loss. Wyoming rushed for 131 yards against NU. The Huskers limited UCLA to 67 rushing yards in the bowl game win.

- Nebraska is 5-0 under Mike Riley when out-rushing the opposition.

WINNING THE RUNNING GAME (LAST 3 GAMES)

Opponent	NU Rush	Opp. Rush	+/-	Score
UCLA	62-326	16-67	+259	W, 37-29
Fresno St.	51-292	25-31	+261	W, 43-10
Wyoming	43-138	31-131	+7	W, 52-17

FLIPPING THE TURNOVER SCRIPT

Nebraska was -12 in turnover margin in 2015, and has had a positive turnover margin just once in the past 12 seasons (+5 in 2009).

Nebraska is off to a good start in changing its turnover fortunes in 2016. The Huskers are +7 in turnover margin after two games, tying for the national lead in that category.

- Nebraska did not commit a turnover in the season opener against Fresno State, while intercepting two Bulldog passes. The zero-turnover effort was NU's first since not having a giveaway in a 48-25 win at Minnesota last season.
- Nebraska has had four games with zero turnovers since the start of the 2014 season. In those games, Nebraska's average margin of victory is 31.3 points.
- The Huskers had six takeaways, including five interceptions against Wyoming in week two. Those are the best totals in those categories since also having six takeaways and five picks against Idaho in 2010.
- The Huskers' plus-5 in the turnover margin category against Wyoming was their best since a +8 turnover margin against Texas A&M in 2003.
- Nebraska's performance in the first two games marks the first time the Huskers have been +2 or better in turnover margin in consecutive games since the final two games of the 2003 season (Colorado, Michigan State).
- Nebraska had just two games last season when the Huskers were +2 or better in turnover margin (South Alabama, Minnesota) and won those two games by a combined 62 points.
- Nebraska has won 17 consecutive games when it has a positive turnover margin dating back to a 2011 loss to Northwestern. NU is 5-0 under Mike Riley when it wins the turnover battle.

ARMSTRONG IN PROCESS OF CHALLENGING NU RECORDS

Quarterback **Tommy Armstrong Jr.** has made 35 starts since taking over as NU's starter in 2013. He has started 27 of 28 games since the start of the 2014 season. Armstrong's 24 career victories are tied for seventh in school history.

Armstrong produced one of the best statistical seasons in the Big Ten in 2015, ranking among the league leaders in passing and total offense. In his senior year, Armstrong has several Nebraska career records firmly in his sight, and grabbed the first of those last week.

- Armstrong threw for three touchdowns against Wyoming, pushing his career total to 57, a new school record. He surpassed the previous record of 56 by Taylor Martinez. Armstrong has thrown for at least three touchdowns eight times in his Nebraska career. His 57 career passing touchdowns rank sixth among active FBS players.
- Armstrong threw for 22 touchdowns in both 2014 and 2015, which tied for fourth on the NU season chart.
- Armstrong threw for 377 yards against Wyoming, just four yards shy of his career high of 381 yards vs. USC in 2014. The Wyoming effort marked his sixth career 300-yard passing game (319 vs. BYU, 309 at Miami, 368 vs. Southern Miss, 320 vs. Michigan State in 2015; 381 vs. USC, 2014). Armstrong has topped 250 passing yards 13 times in his career, the most in school history.
- Armstrong threw for 3,030 yards in 2015. The passing total marked the third 3,000-yard passing season in school history. He threw for 2,695 yards as a sophomore. Armstrong is one of just three players in Nebraska history with two 2,000-yard passing seasons, joining Martinez and Zac Taylor.
- With another 3,000-yard passing season in 2016, Armstrong would become the first Husker to post two 3,000-yard passing seasons.
- Armstrong has 7,176 passing yards to rank second on the NU career list. He is 82 yards from Taylor Martinez's school record of 7,258 passing yards. Armstrong's passing yardage is ninth nationally among active FBS players.
- Armstrong averaged 285.8 yards of total offense per game in 2015 to rank second in the Big Ten. He is averaging 269.5 yards per game in 2016.
- Armstrong has 8,537 career total offense yards, good for second at Nebraska. He is less than 1,700 yards from the school record of 10,233 yards held by Martinez.
- Armstrong is the first player in NU history with two 3,000-yard total offense seasons, after posting 3,430 yards in 2015 and 3,400 yards in 2014. Those totals are third and fourth, respectively, on the season total offense list.
- Armstrong had a career-high 431 yards of total offense against Southern Miss in 2015, and he has 11 career games of at least 300 yards of total offense, the most in school history.

2016 OFFENSE GAME-BY-GAME

RUSHING

Game	Att.	Yds.	TD	Long
FS	51	292	5	24
WYO	43	138	2	12
ORE				
NW				
ILL				
IND				
PUR				
WIS				
OSU				
MINN				
MARY				
IOWA				

PASSING

Game	Passes	Yds.	TD	Long	Sacks
FS	6-13-0	114	1	57	0-0
WYO	21-35-1	412	4	63	2-19
ORE					
NW					
ILL					
IND					
PUR					
WIS					
OSU					
MINN					
MARY					
IOWA					

2016 DEFENSE GAME-BY-GAME

RUSHING DEFENSE

Game	Att.	Yds.	TD	Long
FS	26	31	0	19
WYO	31	131	1	42
ORE				
NW				
ILL				
IND				
PUR				
WIS				
OSU				
MINN				
MARY				
IOWA				

PASSING DEFENSE

Game	Passes	Yds.	TD	Long	Sacks
FS	24-43-2	243	1	32	4-21
WYO	16-32-5	189	1	35	1-7
ORE					
NW					
ILL					
IND					
PUR					
WIS					
OSU					
MINN					
MARY					
IOWA					

SACKS/TFL

Game	Sacks	Yds.	TFL	Yards
FS	4	21	7	27
WYO	1	7	5	14
ORE				
NW				
ILL				
IND				
PUR				
WIS				
OSU				
MINN				
MARY				
IOWA				

HUSKERS REMEMBER SAM FOLTZ

Nebraska lost a member of its family this summer, when senior punter Sam Foltz passed away in an automobile accident on July 23.

The latest success story of the Huskers' legendary walk-on program, Foltz embodied Nebraska's commitment to success on the field, in the classroom and in the community. On the field, he was the 2015 Big Ten Punter of the Year and his career average of 42.6 yards per punt ranked fifth all-time at Nebraska. In the classroom, Foltz was a five-time member of the Nebraska Scholar-Athlete Honor Roll, and he earned his degree in agronomy last May. Foltz was also active in the community, earning spots on both the Brook Berringer and Tom Osborne Citizenship teams in 2016, when he was also awarded a Nebraska Student-Athlete HERO Leadership Award for his leadership and dedicated community service.

INITIATIVES TO HONOR SAM FOLTZ

- Nebraska football players will wear a special "SF27" decal (pictured) on their helmets to honor Foltz's memory. The logo will also be featured on players' game-day hats, sweatshirts and compression shirts, as well as on the coaches' sideline polo shirts.
- Nebraska's annual student-athlete HERO Leadership Award will be renamed the Sam Foltz Hero 27 Leadership Award. The award will be presented annually to 27 student-athletes across all sports who exhibit strong leadership qualities, commitment to service and ability to encourage/empower peers.
- The Sam Foltz Memorial Scholarship has been created and was presented to Drew Brown before the first game. The Foltz Scholarship will be presented annually to a member of the football team who embodied Foltz's traits of leadership, excellence in the community and in the classroom.
- Nebraska is selecting a Sam Foltz Captain of the Week who will join the season-long captains. The Foltz captain will carry a flag onto the field honoring Foltz's memory.



SAM FOLTZ

January 21, 1994 - July 23, 2016

- Armstrong ranked 27th in the nation in passes of more than 10 yards (132) in 2015, and 22nd in passes of 20-plus yards (51). He had six throws of at least 25 yards against Wyoming.
- Armstrong is one of 10 Nebraska quarterbacks to surpass 1,000 career rushing yards. He has 1,361 rushing yards, seventh-most among NU quarterbacks.
- Armstrong twice earned Big Ten Offensive Player-of-the-Week honors in 2015. He first earned the honor against Southern Miss, then was recognized for his four touchdowns (2 rush, 2 pass) and 320 passing yards in the win over No. 6 Michigan State.
- Armstrong is the only active FBS quarterback with 7,000 career passing yards and 1,000 career rushing yards.

ARMSTRONG NATIONAL RANKINGS AMONG ALL ACTIVE FBS PLAYERS

Category	Total	Big Ten	National
Total Touchdowns	76	1st	1st
Passing Touchdowns	57	1st	6th
Total Offense	8,537	1st	5th
Passing Yards	7,176	1st	9th
Completions	499	1st	13th

CAREER WINS BY A QUARTERBACK

Rk.	Player, Years	Wins
1.	Eric Crouch, 1998-2001	35
2.	Tommie Frazier, 1992-95	33
3.	Turner Gill, 1981-83	29
4.	Steve Taylor, 1985-88	29
	Taylor Martinez, 2010-13	29
6.	Dave Humm, 1972-74	26
7.	Jerry Tagge, 1969-71	24
	Scott Frost, 1996-97	24
	Tommy Armstrong Jr., 2013-pres.	24

- **Note:** A full look at Armstrong's standings on NU's career charts can be found on pages 19-20 of this release.

WESTERKAMP CHASING NEBRASKA RECEIVING RECORDS

Senior receiver **Jordan Westerkamp** leads a Nebraska receiving corps that has the ability to rank as one of the nation's best this fall. Westerkamp is one of the top pass catchers in Nebraska history. He is one of four captains for the 2016 season, marking the second straight year he has served as a captain.

A Chicago area product, Westerkamp put together one of the most prolific receiving seasons in school history in 2015. He had 65 catches for 918 yards and seven touchdowns. He earned second-team All-Big Ten honors for his effort in 2015.

Against Wyoming, Westerkamp had four receptions for 105 yards and two touchdowns adding to his career legacy.

- Westerkamp surpassed 2,000 career receiving yards, joining Kenny Bell, Johnny Rodgers and Nate Swift in NU's 2,000-yard receiving club.
- Westerkamp's 100-yard receiving game vs. Wyoming was the eighth of his career, tying for the second most in school history.
- Westerkamp's two-touchdown effort against Wyoming was the first multiple-TD game of his Husker career.

- Westerkamp (105) and Alonzo Moore (109) each topped 100 receiving yards against Wyoming. That marked only the third time in NU history a pair of wideouts topped 100 receiving yards in the same game.

- Westerkamp has been a part of all three occasions. He and Kenny Bell combined for the feat against FAU in 2014, and Westerkamp and Reilly each topped the century mark against Southern Miss in 2015.

- Westerkamp continues to move up the NU career charts. He is fourth on the NU career receiving yardage list with 2,059 yards, leaving him 630 yards from the No. 1 spot.

- He has 134 career receptions, to rank sixth on Nebraska's all-time list. He is 47 catches from the top spot on the career list.

- Westerkamp has 15 career touchdown catches to rank in a tie for fifth in school history. His seven touchdown receptions in 2015 were tied for 10th on the season charts.

- Westerkamp's 65 catches in 2015 were second on the NU single-season charts, and were the most receptions ever by a Husker receiver.

- His 918 receiving yards in 2015, the third-most in school history.

- Westerkamp had a career-high 11 receptions for 118 yards against Southern Miss in 2015. The 11 catches were tied for third on the NU single-game receptions list.

- Westerkamp had a season-high 143 receiving yards against Michigan State, one of four 100-yard games in 2015. The four 100-yard games tied the Nebraska season record, accomplished five times previously.

- Westerkamp has caught a pass in 28 straight games, tied for the third-longest streak in school history and just the eighth time in school history a player has had a streak of at least 20 consecutive games with a catch.

CONSECUTIVE GAMES WITH A RECEPTION

Rk.	Player, Years of Streak	Games
1.	Johnny Rodgers, 1970-72	37
2.	Terrence Nunn, 2004-07	32
3.	Kenny Bell, 2012-14	28
	Jordan Westerkamp, 2013-pres.	28

- **Note:** A full look at Westerkamp's standings on NU's career charts can be found on page 20 of this release.

REILLY BIG-PLAY LEADER IN HUSKER RECEIVING CORPS

Jordan Westerkamp is joined in the wide receiving corps by fellow senior **Brandon Reilly**, who established himself as one of the nation's top big-play receiving threats in 2015.

Reilly had 40 receptions for 754 yards and four touchdowns in 2015. His biggest touchdown reception was a game-winning score in the final minute against No. 6 Michigan State. He totaled three catches for 87 yards against MSU, with two receptions of at least 30 yards. The big-play effort against MSU was indicative of Reilly's season.

- Reilly had eight receptions of at least 30 yards, the fourth-most in the Big Ten.
- Reilly's average of 18.9 yards per reception ranked first among Big Ten receivers who averaged at least 2.0 catches per game. The 18.9 yard-per-catch average was also the third-best average in NU history for players with at least 40 receptions.
- Reilly's first catch of 2016 was a 38-yarder against Wyoming.

ZO IN THE ZONE

Not to be forgotten among the Huskers' crew of senior receivers is Alonzo Moore. The Louisiana product has been the Huskers' top receiver through two games in 2016.

Moore has posted career receiving highs in each of the first two games with 92 yards against Fresno State and 109 yards in the win over Wyoming.

- Moore has also produced the two longest receptions of his career over the past two weeks. Moore had a 57-yard TD against Fresno State, and a 63-yard TD grab against Wyoming.
- Moore is averaging 33.5 yards on his six receptions in 2016 and ranks No. 4 in the nation in that category.

Westerkamp, Reilly and Moore are the veteran leaders of a talented group of receivers that has the ability to rank among the nation's best in 2016.

TOP HUSKER RECEIVERS

Player	Career Catches	Receiving TDs
Jordan Westerkamp	134	15
Brandon Reilly	51	4
Alonzo Moore	46	8
Cethan Carter, TE	42	3
De'Mornay Pierson-El	36	5
Stanley Morgan Jr.	28	3

KICKER BROWN CONTINUES FAMILY TRADITION

Place-kicker **Drew Brown** is a leading contender for conference and national honors, including the Lou Groza Award. Brown established himself as one of the nation's top kickers as a sophomore and earned second-team All-Big Ten honors last fall.

Brown made 21-of-27 field goals in 2015, including each of his last 11 field goals. Nine of the 11 field goals in his streak were from at least 40 yards. He made his first field goal attempt of 2016 against Wyoming, and his streak of 12 straight made field goals is tied for the third-longest streak in NU history.

- Brown connected on 13 field goals of at least 40 yards in 2015. He was 13-of-17 from beyond 40 yards, including 12-of-14 from 40-49 yards.
- Brown's 13 field goals of at least 40 yards tied for the most nationally among all kickers. Only five kickers had at least 10 field goals of 40 yards or more in 2015.
- In Big Ten games, Brown connected on 12-of-14 field goals.
- Brown's 21 field goals in 2015 were second on the Nebraska season list.
- Brown was second in the Big Ten at 1.62 field goals per game and ranked 16th nationally in the category. He was third in the Big Ten in scoring at 8.2 points per game.
- Brown scored 107 points as a sophomore after posting a Nebraska freshman-record 101 points in 2014. He is the first player in Nebraska history with 100-point seasons as both a freshman and sophomore.
- Brown has increased his career scoring total to 222 points to tie for 10th in NU history.
- Brown had multiple field goals in seven games in 2015.
- Brown made five field goals against Southern Miss in 2015, all in the first half. The five field goals in a half tied an NCAA record. The five field goals were the most ever by a Husker in Lincoln, and tied a Memorial Stadium record held by two opposing kickers.
- The five field goals marked the third time in NU history a kicker had five or more field goals. Dale Klein had an NCAA record seven field goals at Missouri in 1985, and Alex Henery had five field goals at Virginia Tech in 2009.

MOST SEASON FIELD GOALS IN HUSKER HISTORY

Rk.	Player, Year	FG
1.	Alex Henery, 2009	24
2.	Drew Brown, 2015	21
3.	Brett Maher, 2012	20

MOST FIELD GOALS OF 40 YARDS OR LONGER IN 2015

Rk.	Player, School	FG
1.	Drew Brown, Nebraska*	13
	Joey Slye, Virginia Tech*	13
3.	Taylor Bertolet, Texas A&M	11

*returned for 2016 season

NEBRASKA UNDER RILEY

Overall	8-7
vs. AP Ranked Teams	1-1
vs. AP Top 10 Teams	1-1
vs. Unranked Teams	7-6
vs. Big Ten Teams	3-5
Home	5-4
Road	2-3
Neutral	1-0
In August	0-0
In September	4-2
In October	1-4
In November	2-1
In December	1-0
In January	0-0
When Rushing for 200 or more yards	5-0
When Rushing for 300 or more yards	1-0
When Passing for 200 or more yards	5-5
When Passing for 300 or more yards	4-3
When NU player rushes for 100 yards	3-0
When NU has two 100-yard rushers	0-0
When NU player has 100 yards receiving	3-2
When Opponent has 100 Yd. Rusher	1-4
When Scoring 35 or More Points	7-1
When Holding Opponent to 10 Pts. or less	2-0
When forcing three or more turnovers	3-0
When Nebraska scores first	6-4
When Nebraska leads at halftime	6-2
When Nebraska trails at halftime	1-5
When Nebraska is tied at halftime	1-0
Games decided by 11 points or more	5-0
Games decided by 10 or less	3-7
Games decided by 7 or less	1-5
Games decided by 3 or less	1-4
Overtime games	0-1

2016 TEAM GAME-BY-GAME

TURNOVER MARGIN

Game	Turnovers			Takeaways			+/-
	Fumb.	INT	Total	Fumb.	INT	Total	
FS	0	0	0	0	2	2	+2
WYO	0	1	1	1	5	6	+5
ORE							
NW							
ILL							
IND							
PUR							
WIS							
OSU							
MINN							
MARY							
IOWA							

PENALTIES

Game	NU		Opponent	
	Pen.	Yds.	Pen.	Yds.
FS	7	80	4	29
WYO	7	93	5	42
ORE				
NW				
ILL				
IND				
PUR				
WIS				
OSU				
MINN				
MARY				
IOWA				

NATIONAL RANKINGS

ASSOCIATED PRESS (SEPT. 11)

Rk.	Team (1st)	Record	Points
1.	Alabama (56)	2-0	1,520
2.	Florida State (4)	2-0	1,437
3.	Ohio State	2-0	1,359
4.	Michigan	2-0	1,298
5.	Clemson	2-0	1,284
6.	Houston	2-0	1,264
7.	Stanford	1-0	1,137
8.	Washington	2-0	983
9.	Wisconsin	2-0	893
10.	Louisville	2-0	890
11.	Texas	2-0	872
12.	Michigan State	1-0	747
13.	Iowa	2-0	694
14.	Oklahoma	1-1	686
15.	Tennessee	2-0	665
16.	Georgia	2-0	584
17.	Texas A&M	2-0	564
18.	Notre Dame	1-1	526
19.	Mississippi	1-1	473
20.	LSU	1-1	391
21.	Baylor	2-0	305
22.	Oregon	2-0	292
23.	Florida	2-0	205
24.	Arkansas	2-0	198
25.	Miami	2-0	197

USA TODAY COACHES (SEPT. 11)

Rk.	Team (1st)	Record	Points
1.	Alabama (62)	2-0	1,598
2.	Florida State (1)	2-0	1,490
3.	Clemson (1)	2-0	1,447
4.	Ohio State	2-0	1,440
5.	Michigan	2-0	1,279
6.	Stanford	2-0	1,257
7.	Houston	2-0	1,243
8.	Michigan State	1-0	1,034
9.	Washington	2-0	945
10.	Louisville	2-0	894
11.	Iowa	2-0	875
12.	Wisconsin	2-0	793
13.	Georgia	2-0	777
14.	Oklahoma	1-1	723
15.	Tennessee	2-0	718
16.	Texas	2-0	648
17.	Mississippi	1-1	525
18.	Notre Dame	1-1	453
19.	Baylor	2-0	452
20.	Texas A&M	2-0	425
21.	Oregon	2-0	403
22.	LSU	1-1	318
23.	Florida	2-0	267
24.	Arkansas	2-0	170
25.	Miami	2-0	137

HUSKERS IN THE 2016 POLLS

Date	AP	C	CFP	Result
Pre.	RV	RV		def. Fresno St., 43-10
9-5	RV	RV		def. Wyoming, 52-17
9-11	RV	RV		

BLACKSHIRTS LOOK TO STUFF THE RUN AGAIN IN 2016

The Nebraska Blackshirt defense entered 2016 with a goal of making big improvements in pass defense and pressuring the quarterback. The Huskers also look to duplicate their 2015 success in stopping the opponent run game.

The Huskers allowed opponents to rush for 109.9 yards per game, second in the Big Ten and ninth nationally. NU has been strong against the run through two games, allowing 81.0 yards per contest, including 31 yards by Fresno State.

- In 14 games since the start of the 2015 season, Nebraska has limited six opponents to less than 90 rushing yards. NU is 6-0 in those games.
- Nebraska held Southern Miss to 11 rushing yards in 2015, its best run defense effort since Michigan had -17 rushing yards in 2013.

GERRY RETURNS AS LEADER OF HUSKER SECONDARY

Nebraska senior safety **Nathan Gerry** has been a fixture for the Husker defense the past three seasons. Gerry started every game in the secondary in 2014 and 2015 and made his mark as one of the top defensive backs in the Big Ten Conference. Gerry is in his second season as a captain in 2016.

In 2015, Gerry was a third-team All-Big Ten choice by the league media, marking the second straight year he earned all-conference accolades. As a sophomore, Gerry garnered second-team all-conference honors.

Gerry made his 2016 season debut against Wyoming in style with two interceptions and a team-high seven tackles. His play earned him Big Ten Defensive Player-of-the-Week honors.

- Gerry's two interceptions marked his first career multiple-TD game. It also pushed his career interceptions total to 11, three shy of the Nebraska career record. The 11 interceptions are tied for the most among active FBS players.
- Gerry led Nebraska in interceptions each of the past two seasons with five in 2014 and four in 2015.
- Gerry ranked in the top 10 in the Big Ten in interceptions each of the past two seasons. As a sophomore in 2014, he led the league in interceptions in conference games, with all five picks coming in Big Ten play.
- Gerry has 206 career tackles to rank 31st in school history and fifth all-time among NU defensive backs. He is 48 tackles from the top 10 on the NU career list, and just 21 tackles from ranking second among defensive backs.
- Gerry led Nebraska in tackles in 2015 with 79 stops and ranked second in 2014 with 88 tackles.

MOST TACKLES AMONG DEFENSIVE BACKS IN NEBRASKA HISTORY

Rk.	Player, Pos.	Years	Tackles
1.	Mike Brown, Safety	1996-99	287
2.	Daniel Bullocks, Safety	2002-05	226
3.	Larry Asante, Safety	2007-09	224
4.	Tyrone Byrd, Safety	1989-92	209
5.	Nathan Gerry, Safety	2013-pres.	206

NEBRASKA HOPES TO CONTINUE WINNING ON 'MONEY DOWN'

Coaches regularly preach the importance of winning on third down. Nebraska was effective on the 'money down' on both offense and defense in 2015, and looks to carry that success into this season.

- Nebraska ranked third in the Big Ten in third-down conversions at 44.8 percent. Defensively, the Huskers were fifth in opponent third-down conversions at 34.0 percent.
- The Huskers ranked 24th nationally in both categories. Nebraska joined Clemson, Michigan and Tennessee as the only schools in the nation to rank in the top 25 in both third-down conversions and opponent third-down conversions.
- In two games in 2016, Nebraska is 13-of-25 on third downs (52 percent), while limiting opponents to 7-of-25 (28 percent).

2016 HUSKERS LED BY VETERANS

The 2016 Huskers are one of the more veteran teams in the Big Ten Conference. Nebraska returned a total of 16 starters from last year's team, and the 2016 squad features 13 players who have double-figure career start totals. The leaders of that group include four players who have made more than 20 starts in their Nebraska careers.

MOST EXPERIENCED HUSKER STARTERS

Player, Pos.	Career Starts
Tommy Armstrong Jr., QB	35
Nathan Gerry, S	30
Drew Brown, PK	28
Cethan Carter, TE	27

FOUR SENIORS ELECTED AS 2016 TEAM CAPTAINS

Four Nebraska seniors were selected by their teammates as 2016 team captains. The four players include two each on offense and defense and come to Nebraska from three states.

2016 NEBRASKA TEAM CAPTAINS

- Josh Banderas, Sr., LB, Lincoln, Neb.
- Nathan Gerry, Sr., S, Sioux Falls, S.D.
- Dylan Utter, Sr., C, Papillion, Neb.
- Jordan Westerkamp, Sr., WR, Lombard, Ill.

CAPTAIN NOTES

- **Jordan Westerkamp** and **Nathan Gerry** become just the ninth and 10th two-time captains in school history.
- Westerkamp's selection marks the fourth straight year a receiver has served as captain.
- **Dylan Utter** and **Josh Banderas** continue a long line of Nebraska natives who have served as Nebraska captains. This marks the 11th straight year a Nebraska native has been named a team captain.
- Utter is the third player in four seasons to become a captain after arriving in the program as a walk-on, joining offensive lineman Spencer Long (2013) and defensive end Jack Gangwish (2015). It also marks the fourth straight year an offensive lineman has been a captain.

- **Nathan Gerry** serving as a captain marks the fourth straight year a defensive back has been a captain. That group includes Gerry in 2015, Corey Cooper and Josh Mitchell in 2014 and Ciente Evans in 2013.
- In addition to four season-long captains, Nebraska will also have a weekly Sam Foltz Honorary captain.
Fresno State—Sam Hahn & Alonzo Moore
Wyoming—Kieron Williams

NEBRASKA WALK-ON TRADITION CONTINUES

Mike Riley placed three former walk-ons on scholarship before the start of the season. The members of the group are all Nebraska natives and fifth-year seniors in the Husker program.

WALK-ONS AWARDED SCHOLARSHIPS

- Graham Nabity, FB (Elkhorn, Neb.)
- Logan Rath, DT (Giltner, Neb.)
- Brad Simpson, LB (Ralston, Neb.)

Nabity has played in 27 games in his Nebraska career, primarily on special teams.

Rath is in the mix for playing time at defensive tackle in his senior year. Rath has played in three games at Nebraska.

Simpson is among Nebraska's top special teams performers. He has played in 29 games and has 10 special teams tackles with the Huskers.

Nebraska has a long tradition of relying on its walk-on program to help build the foundation of the program. Six walk-ons have gone on to earn first-team All-America honors for Nebraska, while 13 walk-ons have earned first-team academic All-America recognition.

FOUR TRUE FRESHMEN SEEING ACTION FOR 2016 HUSKERS

Nebraska has four true freshmen who have seen action in the first two games. Punter **Caleb Lightbourn** has started both games, and the other true freshmen to hit the field include I-back/kickoff returner **Tre Bryant**, cornerback **Lamar Jackson** and safety **JoJo Domann**.

TRUE FRESHMEN PLAYING IN 2016



- Caleb Lightbourn, P, 7 punts, 34.1 average
- Tre Bryant, RB/KOR, 12 carries, 70 yards, TD; 3 KOR returns, 24.3 yard average
- Lamar Jackson, CB, 6 tackles, sack, 2 TFL
- JoJo Domann, S, 1 tackle

NU STAFF BRINGS VETERAN PRESENCE TO SIDELINE

Nebraska Head Coach Mike Riley is in his second season in Lincoln. The season also marks Riley's 25th season overall as a head coach. Riley is in his 16th season as a college head coach, including 14 years at Oregon State and two at Nebraska. He also has nine years as a professional head coach, including three years as an NFL head coach.

- Riley picked up his 100th career college coaching win in the season opener. Riley won 93 games in 14 seasons at Oregon State, before coming to Nebraska.

MOST NATIONAL TITLES SINCE 1970

	ALABAMA CRIMSON TIDE	7
	NEBRASKA CORNHUSKERS	5
	MIAMI HURRICANES	5

- Riley is in his 42nd overall season in either the college or professional coaching ranks, the second-most of any FBS head coach entering 2016. He trails only Alabama's Nick Saban, who enters his 44th season in coaching in 2016.

- With his 25 years of head coaching experience, Riley ranks second among current FBS head coaches in total years of head coaching experience. Notre Dame's Brian Kelly is in his 27th season in 2016.

- Riley is one of only four FBS head coaches with at least three years of NFL head coaching experience. Three of those four coaches are in the Big Ten, including Riley, Illinois' Lovie Smith and Jim Harbaugh of Michigan.

- Riley posted a win over sixth-ranked Michigan State in 2015, marking the 15th win of his collegiate coaching career over a ranked team. The victory over the Spartans was Riley's sixth win over a top-10 team.

NEBRASKA ATHLETICS HALL OF FAME CLASS TO BE HONORED

The seven members of the 2016 Nebraska Athletics Hall of Fame class will be enshrined on Friday before being recognized on the field on Saturday. The group includes: **Heather Brink** (women's gymnastics); **Phil Cahoy** (men's gymnastics); **Janet (Kruse) Sellon** (volleyball); **Nicola Martial** (women's track and field); **Nancy (Meendering) Metcalf** (volleyball); **Johnny Rodgers** (football); and **Will Shields** (football).




In the competitive arena, the decorated group combined for nine individual national titles, seven NCAA team championships and 33 All-America accolades. The inductees also distinguished themselves beyond athletics. Kruse and Martial were both recognized as the CoSIDA Academic All-American of the Year in their respective sports, with Kruse earning the honor in back-to-back years. Kruse and Metcalf were both recipients of NCAA Top 10 Awards, an annual honor limited to the 10 most exemplary senior student-athletes competing in all sports at every level of NCAA competition. Following his Husker career, Shields was also named the 2003 NFL Man of the Year for his contributions to the community.

The 2016 Nebraska Athletics Hall of Fame class also includes three Olympians (Cahoy, Martial and Metcalf), two members of the College Football Hall of Fame (Rodgers and Shields), one Pro Football Hall of Fame inductee (Shields) and one member of the U.S. Gymnastics Hall of Fame (Cahoy).



MOST ALL-TIME VICTORIES

	MICHIGAN WOLVERINES	927
	NOTRE DAME FIGHTING IRISH	893
	TEXAS LONGHORNS	888
	NEBRASKA CORNHUSKERS	882




MOST WINS LAST 60 YEARS

	NEBRASKA CORNHUSKERS	535
	OKLAHOMA SOONERS	526
	OHIO STATE BUCKEYES	516



MOST WINS LAST 50 YEARS

	NEBRASKA CORNHUSKERS	478
	OKLAHOMA SOONERS	456
	OHIO STATE BUCKEYES	452

MOST WINS LAST 40 YEARS

	NEBRASKA CORNHUSKERS	387
	FLORIDA STATE SEMINOLES	374
	OHIO STATE BUCKEYES	369

MOST WINS LAST 30 YEARS

	FLORIDA STATE SEMINOLES	291
	NEBRASKA CORNHUSKERS	288
	OHIO STATE BUCKEYES	279
	FLORIDA GATORS	277

HOME OF THE HUSKERS

Memorial Stadium's history dates back more than 90 years. In the fall of 1922, a drive for \$430,000 in stadium construction funds was undertaken by faculty, students, alumni and friends of the University.

The stadium was named Memorial Stadium to honor all Nebraskans who served in the Civil and Spanish-American Wars; the 751 Nebraskans who died in World War I; the 3,839 in World War II; the 225 in Korea; the 422 in Vietnam; and those in Iraq.

Construction was completed in a few more than 90 working days and Memorial Stadium was dedicated on Oct. 20, 1923, at the Homecoming game in which Nebraska was held to a scoreless tie by Kansas.

The field at Memorial Stadium was named Tom Osborne Field - after the Huskers' legendary Hall-of-Fame coach - in 1998, one year after Osborne's retirement following 25 years and 255 victories as Nebraska's head coach.

TOP 10 HOME CROWDS

Rk.	Date	Opponent	Atten.
1.	Sept. 20, 2014	Miami	91,585
2.	Sept. 14, 2013	UCLA	91,471
3.	Aug. 30, 2014	Fla. Atlantic	91,441
4.	Nov. 29, 2013	Iowa	91,260
5.	Sept. 27, 2014	Illinois	91,225
6.	Nov. 22, 2014	Minnesota	91,186
7.	Aug. 31, 2013	Wyoming	91,185
8.	Nov. 2, 2013	Northwestern	91,140
9.	Nov. 1, 2014	Purdue	91,107
10.	Oct. 25, 2014	Rutgers	91,088

TOP 5 SEASON ATTENDANCE

Rk.	Year	Games	Total	Avg.
1.	2014	7	638,744	91,249
2.	2013	8	727,466	90,933
3.	2015	7	629,986	89,998
4.	2009	7	601,216	85,888
5.	2010	7	599,648	85,648

LONGEST HOME WIN STREAKS

Rk.	Began	Ended	Wins
1.	Oct. 19, 1991	Oct. 31, 1998	47
2.	Sept. 28, 1901	Oct. 20, 1906	33
3.	Nov. 27, 1998	Nov. 2, 2002	26
4.	Sept. 27, 1969	Nov. 23, 1972	23
5.	Oct. 3, 1981	Nov. 17, 1984	21

Note: All streaks at Memorial Stadium, except for the 33-game home winning streak from 1901 to 1906, which occurred prior to Memorial Stadium opening in 1923.



NU RANKS AMONG NATION'S ATTENDANCE LEADERS

Nebraska averaged 89,998 fans for its seven home games at Memorial Stadium in 2015. Nebraska's attendance average ranked 11th in the nation and fourth among Big Ten schools. The 2015 season marked the third straight year Nebraska ranked 11th or higher in average attendance. The Big Ten had seven of the top 24 schools in average home attendance in 2015.

In 2014, Nebraska was 10th in average home attendance with 91,249 fans per game. The average attendance for seven home games was the largest ever at Memorial Stadium, bettering the 2013 mark of 90,933 per game.

NU has ranked in the top 20 nationally in attendance each of the 17 years with available attendance figures.

NCAA RECORD SELLOUT STREAK HITS 350 GAMES

One of the most remarkable streaks in collegiate sports continues in 2016. Nebraska has sold out every game at Memorial Stadium since Nov. 3, 1962, a streak of 350 consecutive sellouts, 100 more than second-place Notre Dame.

- Nebraska owns a 298-51 (.854) record during the sellout streak.
- Overall attendance during the sellout streak totals 26,530,065

LONGEST SELLOUT STREAKS IN NCAA HISTORY

Rk.	School	Total
1.	Nebraska	350
2.	Notre Dame	250

HUSKERS OWN BIG ADVANTAGE AT MEMORIAL STADIUM

Nebraska has rewarded the loyalty of its fans with great success at Memorial Stadium.

- Nebraska has won at least six home games in 23 of the past 29 seasons. NU is 164-28 (.854) at home in the last 28 seasons (since 1989).
- Nebraska's most recent perfect home season occurred in 2012.
- The Huskers are 13-7 in Big Ten home games since joining the league in 2011.
- In the past three decades, NU has had three home winning streaks of 20 or more games and overall has posted 41 unbeaten and untied home seasons.
- The Huskers are 533-147-20 (.776, 700 games, 127 years) in Lincoln, and 408-124-13 (.761, 545 games, 93 years) in Memorial Stadium (since 1923).

NEBRASKA AMONG NATION'S TOP ALL-TIME PROGRAMS

Nebraska is in its 127th season of college football and owns an 882-368-40 all-time record in 1,290 games (.699). Nebraska is one of 10 programs with 800 all-time victories, ranking fourth with 882 wins.

Since 1970, NU has a 448-127-5 record, for a .777 winning percentage in 580 games.

- Nebraska ranks as the nation's winningest program over the last 40, 50 and 60 years.
- Since Nebraska's first football season in 1890, Husker teams have won 11 or more games 12 times, including seven times since 1993.
- Nebraska has won 12 or more games seven times, including three seasons with 13 wins (1971, 1994, 1997).
- Nebraska has 24 10-win seasons since 1970.
- Nebraska has 49 nine-win seasons in school history, including 41 since 1970 and 47 since Bob Devaney took over the Nebraska program in 1962. No other school in the nation has more than 32 nine-win seasons in that same time.
- NU was the first team in NCAA history to win 100 games in consecutive decades, leading the nation with 103 wins in the 1980s and ranking second with 108 wins in the 1990s.
- Nebraska ranks third in NCAA history with 52 all-time bowl appearances, while the Huskers rank in a tie for seventh with 26 bowl victories.

HUSKERS RANK IN TOP 10 OF ALL-TIME AP RANKING

The Associated Press weekly poll began in 1936 and has been a fixture in college football ever since. This August the AP released an all-time top 100 for the first time, ranking programs over the history 80-year history of the poll.

Nebraska checked in at No. 6 in the all-time rankings and was one of three Big Ten programs in the top seven in the poll. Nebraska has appeared in 65 percent of all polls since 1936 and has been ranked No. 1 in 72 polls.

ASSOCIATED PRESS ALL-TIME TOP 10

Rk.	School	Points
1.	Ohio State	1,112
2.	Oklahoma	1,055
3.	Notre Dame	1,042
4.	Alabama	993
5.	Southern California	974
6.	Nebraska	901
7.	Michigan	894
8.	Texas	822
9.	Florida State	714
10.	Florida	674

- In addition to the lofty rankings in the AP all-time top 10 poll, Nebraska was also recently recognized as a historically elite program by ESPN.com. In a late August article, ESPN.com identified Nebraska as one of one of eight "Blue Blood" programs in college football history.

MOST 9-WIN SEASONS SINCE 1960

N	NEBRASKA CORNHUSKERS	47
	ALABAMA CRIMSON TIDE	34
M	MICHIGAN WOLVERINES	32
	PENN STATE NITTANY LIONS	30

NEBRASKA AMONG LEADERS IN AP NATIONAL TITLES

Alabama leads the nation by winning 10 Associated Press national titles since 1936, with Notre Dame (8), Oklahoma (7), Miami (5), USC (5), Nebraska (4) and Minnesota (4) next in line. While the Huskers were awarded the national title by the coaches in 1997, NU finished second to Michigan in the AP poll.

In 1970, Nebraska was awarded the AP national title, but not the coaches (Texas was first, Ohio State second and NU third) as the final poll was released before the bowl games were played. In the coaches poll (since 1950), NU is tied for fourth with Miami and Texas with four titles, behind Alabama (9), Oklahoma (6) and USC (5).

CONFERENCE CROWNS

Nebraska has won 46 football conference championships in school history. The Huskers won 13 conference titles under Tom Osborne and eight under Bob Devaney.

During its 15-year history in the Big 12 Conference, Nebraska won league titles in 1997 and 1999, and also appeared in the Big 12 Championship Game in 1996, 2006, 2009 and 2010. Nebraska was one of just three teams to capture two or more Big 12 titles in the first 15 years of the league, joining Oklahoma and Texas. Nebraska's six Big 12 title game appearances were second only to Oklahoma's eight. NU made its first appearance in the Big Ten Championship Game in 2012.

A HOLIDAY TRADITION

Nebraska participated in its 52nd bowl game in the 2015 Foster Farms Bowl.

Nebraska is one of only five programs with 50 or more bowl appearances, and its 52 bowl appearances are third all-time, trailing only Alabama (62) and Texas (53).

- The Huskers have played in the postseason in 45 of the past 47 seasons.
- Nebraska appeared in an NCAA-record 35 straight bowl games from 1969 to 2003.
- NU owns a 26-26 all-time bowl record, and the 26 bowl victories rank seventh nationally.

ALL-TIME BOWL APPEARANCES

	ALABAMA CRIMSON TIDE	62
	TEXAS LONGHORNS	53
N	NEBRASKA CORNHUSKERS	52

#PRO BIG RED

Nebraska has a long-standing tradition of being one of the leading programs in putting players into the National Football League.



A total of 26 former Nebraska players are on NFL rosters as of Sept. 7. The group includes five rookies making their NFL debuts in 2016—defensive tackle Maliek Collins (Dallas), fullback Andy Janovich (Denver), offensive tackle Alex Lewis (Baltimore), nose tackle Vincent Valentine (New England) and offensive lineman Givens Price (Arizona, practice squad).

Janovich got his NFL career off to a strong start last Thursday with a 28-yard touchdown run in Denver's victory over Carolina. The touchdown run came on the first carry of Janovich's career.

Nebraska's NFL contingent is led by four players who have made Pro Bowl appearances in their career, including Dolphins defensive tackle Ndamukong Suh, Buccaneers linebacker Lavonte David, Ravens punter Sam Koch and Giants kicker Josh Brown.

Nebraska's Will Compton and Niles Paul were two of five Redskin players elected as captains for the 2016 campaign.

Nebraska is the only school in the Common Draft Era (since 1967) to have multiple players taken every year in the NFL Draft. Since 1997, Nebraska ranks second in the Big Ten Conference with 88 NFL draftees.

HUSKERS ON 2016 NFL ROSTERS

- Ameer Abdullah, RB, Detroit Lions
- Zaire Anderson, LB, Denver Broncos
- Prince Amukamara, CB, Jacksonville Jaguars
- Josh Brown, PK, New York Giants
- Rex Burkhead, RB, Cincinnati Bengals
- Maliek Collins, DT, Dallas Cowboys
- Will Compton, LB, Washington Redskins
- Jared Crick, DE, Denver Broncos
- Lavonte David, LB, Tampa Bay Buccaneers
- Quincy Enunwa, WR, New York Jets
- Randy Gregory, DE, Dallas Cowboys
- Andy Janovich, FB, Denver Broncos
- Stanley Jean-Baptiste, CB, Seattle Seahawks (IR)
- Sam Koch, P, Baltimore Ravens
- Alex Lewis, OL, Baltimore Ravens
- Spencer Long, OG, Washington Redskins
- Niles Paul, TE, Washington Redskins
- Givens Price, OL, Arizona Cardinals (PS)
- Brent Qvale, OT, New York Jets
- Trevor Roach, LB, Cincinnati Bengals
- Mohammed Seisay, CB, Seattle Seahawks (IR)
- Jeremiah Sirles, OL, Minnesota Vikings
- Matt Slauson, OL, San Diego Chargers
- Daimion Stafford, S, Tennessee Titans
- Ndamukong Suh, DT, Miami Dolphins
- Vincent Valentine, NT, New England Patriots

HUSKER HIGHLIGHTS
1

Nebraska football is the only team in any sport in NCAA history to boast 100 athletic All-Americans and 100 academic All-Americans.

2

Nebraska is the only program to have at least two players selected in every NFL Draft of the Common Draft Era (since 1967).

3

Three Huskers have won the Heisman Trophy, all since 1972. Johnny Rodgers won in 1972, Mike Rozier in 1983 and Eric Crouch in 2001.

4

Nebraska ranks fourth in NCAA history with 882 all-time victories. The Huskers are one of only 10 teams with 800 all-time wins.

5

Nebraska has won five national titles: 1970, 1971, 1994, 1995 and 1997. The Huskers have won the second-most national titles of any school in the country since 1970.

9

Nebraska ranks ninth nationally with a total of 23 former players and coaches (17 players, six coaches) who have been enshrined in the College Football Hall of Fame.

23

Nebraska leads the nation with a former Husker on a Super Bowl roster for 23 consecutive years.

46

The Huskers have won 46 conference titles in program history, the most of any school in the country. This includes 33 perfect conference seasons and 27 unbeaten seasons.

52

Nebraska ranks third in NCAA history with 52 all-time bowl appearances. The Huskers are one of only five teams to appear in 50 bowl games.

107

Nebraska football has totaled 107 CoSIDA Academic All-Americans, the most of any team in any sport in NCAA history.

325

Across all sports, the University of Nebraska has totaled a nation-leading 325 CoSIDA Academic All-Americans, 73 more than any other school.

350

Memorial Stadium has been sold out for an NCAA-record 350 consecutive games dating back to Nov. 3, 1962. (includes Oregon)

NEBRASKA FOOTBALL FACTS

HISTORY

Season of Football.....	127th
All-Time Games Played	1,290
All-Time Record	882-368-40 (.699)
National Ranking in All-Time Wins	4th
All-Time Bowl Appearances	52
National Ranking in Bowl Appearances	3rd
All-Time Bowl Record	26-26

CHAMPIONSHIPS

National Championships	5
Back-to-Back National Championships	2
Undefeated Seasons	11
Perfect Seasons	9
Conference Championships	46

RECORD BREAKDOWN

Home Games	533-147-20 (.776)
Memorial Stadium	408-124-13 (.761)
Record in August	14-0-0 (1.000)
Record in September	171-41-6 (.798)
Record in October	357-139-19 (.712)
Record in November	303-154-15 (.658)
Record in December	22-13-0 (.629)
Record in January	14-21-0 (.400)
Record in February	1-0-0 (1.000)
In Overtime.....	8-2
At Night.....	92-37-3
When Scoring 35+ Points.....	363-7
When Allowing 10 Points or Less	250-7-1
vs. Big Ten Teams	106-84-10
• In Big Ten Play (since 2011).....	25-16
• Home	13-7
• Away.....	12-8
• Neutral	0-1
vs. Ranked Teams	103-123-3
• Home	49-38-0
• Away.....	29-61-3
• Neutral	25-24-0
• as No. 1 Team	46-7-1

STREAKS

Consecutive Games Scoring a Point	259
Consecutive Home Games Scoring a Point...	315
Consecutive Home Sellouts (includes Ore.)	350
Record in Sellout Streak	298-51
• vs. Ranked Teams	44-27

INDIVIDUAL

College Football Hall of Fame Players	17
College Football Hall of Fame Coaches.....	6
First-Team All-Americans	110
CoSIDA Academic All-Americans*	107
NCAA Top Ten Award Winners*	9
Heisman Trophy Winners	3
Walter Camp Award Winners	3
Maxwell Trophy Winners	1
Outland Trophy Winners*.....	9
Lombardi Trophy Winners.....	5
Butkus Award Winners.....	1
Johnny Unitas Golden Arm Award Winners..	1
Davey O'Brien Award Winners	1
Rimington Award Winners.....	1
Bednarik Award Winners	1
Nagurski Trophy Winners	1
Retired Jerseys	17
Retired Numbers	2
All-Conference Selections	515

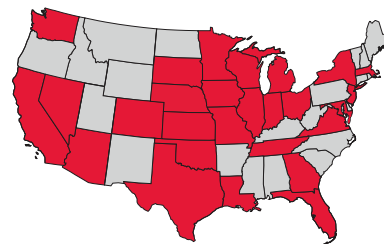
*Total leads the nation

2016 SEASON NOTEBOOK
SCHEDULE NOTES

- The Big Ten Conference moves to a nine-game conference schedule in 2016. Nebraska and the other six members of the Big Ten West Division will play four home games and five road games.
- The Huskers' games against Maryland and Indiana will mark Nebraska's first conference matchups with those schools. The meeting with Maryland will mark the first-ever matchup between the teams.
- The Huskers' non-conference schedule is highlighted by the start of a home-and-home series with Oregon. The Ducks will visit Memorial Stadium on Sept. 17, completing a three-game homestand to open the season. Nebraska will make a return trip to Eugene in the 2017 season. The two meetings are the first between the schools since Oregon played in Lincoln in both 1985 and 1986.
- Nebraska will play seven games against teams that played in a bowl game last season, including New Year's Six participants Iowa (Rose) and Ohio State (Fiesta). The Big Ten Championship Game is scheduled for Saturday, Dec. 3, at Lucas Oil Stadium in Indianapolis.

COACHING STAFF NOTES

- The Nebraska coaching staff has one new full-time face for the 2016 season, but it is a familiar one to Husker fans. Mike Riley hired John Parrella as the Huskers' defensive line coach in February. A former Nebraska and NFL standout, Parrella returned to his alma mater after two seasons on the defensive staff at Northern Michigan.
- Parrella was an All-Big Eight defensive tackle for Nebraska and played 12 seasons in the NFL, including appearances in three Super Bowls.
- Defensive coordinator Mark Banker did not coach a position in his first year at Nebraska in 2015. This fall, Banker is coaching the Huskers' safeties, allowing Brian Stewart to focus solely on the cornerbacks.
- The Husker full-time coaching staff has numerous ties to the National Football League, led by Coach Riley. The Huskers have also added new faces in support roles with links to the NFL. Former St. Louis Rams General Manager Billy Devaney is the Huskers' Executive Director of Player Personnel and Special Assistant to the Head Coach. Roman Sapolu is in his second season as a graduate assistant with the program and is the son of Jesse Sapolu a member of four World Championship teams with the San Francisco 49ers. Chase Haslett is an offensive assistant in 2016 and is the son of long-time NFL coach Jim Haslett. James Rodgers, who played under Mike Riley at Oregon State, spent time in the NFL with the Atlanta Falcons. Rodgers has joined the program as a personnel assistant.



ROSTER NOTES

- Nebraska has a long history of attracting players from all parts of the United States, and the 2016 roster is no different. Nebraska has players from 27 states and Canada on its 137-player roster.
- The Huskers have 57 homegrown Nebraska players on the 2016 roster.
- The roster includes seven additional states with at least five players. Nebraska has 10 players from California, eight each from Florida, Louisiana, Missouri and Texas, and five each from Colorado and Illinois.
- Nebraska's 2016 signing class featured 21 players from 14 states, including multiple signees from California (4), Nebraska, Colorado and Missouri (2).

ACADEMIC NOTES

- Four Huskers are playing this season as graduate students. **Charles Jackson** (May, 2016), **Alonzo Moore** (August, 2016), **Michael Rose-Ivey** (August, 2016), and **Corey Whitaker** (August, 2016) have all earned their degrees. In addition, punter **Sam Foltz** (May, 2016) had earned his college degree before his passing in July.
- Nineteen additional members of the senior class are expected to pick up their undergraduate degrees in December.
- Nebraska posted a football Graduation Success Rate of 85 percent in 2015 to rank second in the Big Ten. Nebraska's GSR is the ninth-best among all FBS schools and third among public schools in the FBS ranks.
- Husker football players have combined for 107 CoSIDA Academic All-America awards. Nebraska football has produced more academic All-Americans than any other sport in NCAA history, while Nebraska leads the nation with 325 academic All-Americans across all sports.

THE OREGON DUCKS AT A GLANCE

- Oregon is 2-0 this season and is ranked 22nd in this week's AP poll.
- The Ducks are one of only four FBS team to rank in the top 25 nationally in both passing offense (25th) and rushing offense (15th).
- The Ducks have score more than 40 points in five straight games dating back to last season and seven of their last eight games overall.
- Defensively, Oregon is allowing 390 yards and 27 points per game
- Oregon is 9-1 on the road since the start of the 2014 season, with the lone loss coming to a Big Ten team (31-28 at Michigan State in 2015).

THREE DUCKS TO WATCH

QB Dakota Prukop

- Is averaging 328.5 yards of total offense per game.
- Completed 21-of-31 passes for 331 yards and three TDs vs. Virginia.
- Ranks among the top 30 nationally in passing efficiency (11th), passing touchdowns (11th), passing yards (17th) and completion percentage (23rd).

LB Troy Dye

- First true freshman to start at linebacker for Oregon in over 38 years.
- Leads the team with 17 tackles, eight more than any other Duck.
- Also leads Oregon with 4.5 TFLs and ranks second with 1.0 sack.

RB Royce Freeman

- Ranks fifth nationally among FBS players with 3,495 career rushing yards.
- Ranks 3rd nationally in yards per carry (9.2) in 2016, seventh in rushing yards (294) and seventh in rushing touchdowns (4th).
- Ran for 207 yards and two touchdowns on only 21 carries vs. Virginia.

SERIES HISTORY

- Nebraska leads the all-time series, 5-1, including a 4-1 edge in Lincoln.
- The teams last met in 1986 when the Huskers won 48-14 in Lincoln.
- Nebraska has won four straight in the series, outscoring Oregon 206-28 during the winning streak (average score of 52-7).
- The 1953 season opener between Nebraska and Oregon in Lincoln marked NU's first nationally televised game and was the first NCAA-regulated football game telecast, according to the Lincoln Journal Star.

ABOUT OREGON FOOTBALL

- Oregon owns an all-time record of 637-481-46.
- The Ducks have won 11 conference titles, most recently winning the 2014 Pac-12 title en route to a runner-up finish in the inaugural College Football Playoff National Championship Game.
- In the five years the Pac-12 Conference has used a division format, Oregon has won or tied for its division championship four times
- Oregon has appeared in 30 bowl games, posting a 13-17 record.



OREGON HEAD COACH MARK HELFRICH

- 4th Season
- 35-8 at Oregon
- 4th Career Season
- 35-8 Career Record
- 0-0 vs. Nebraska (career)
- 0-0 vs. Nebraska (at Oregon)

OREGON STATISTICAL LEADERS

RUSHING	ATT.	YDS	YPC	TD
Royce Freeman	32	294	9.2	4
Tony Brooks-James	10	73	7.3	2
Dakota Prukop	18	55	3.1	1
Kani Benoit	11	62	5.6	0
Taj Griffin	5	13	2.6	0

PASSING	CMP-ATT-INT	PCT.	YDS	TD
Dakota Prukop	42-61-0	68.9	602	6

RECEIVING	REC.	YDS	YPC	TD
D. Carrington II	11	176	16.0	1
Devon Allen	4	141	35.3	1
Pharaoh Brown	6	78	13.0	1
Johnny Mundt	3	52	17.3	1
Charles Nelson	5	37	7.4	0

TACKLES	SOLO	TOTAL	TFL	SACKS
Troy Dye	12	17	4.5	1.0
Tyree Robinson	9	9	0.0	0.0
Arrion Springs	6	7	1.0	0.0
Reggie Daniels	6	7	0.0	0.0
Ugo Amadi	5	7	0.0	0.0

PUNTING	NO.	YDS	AVG.	LONG
Ian Wheeler	7	269	38.4	49

FIELD GOALS	MADE	ATT	PCT.	LONG
Aidan Schneider	2	2	100.0	31

2-0
(0-0 BIG TEN)

- 1 Fresno St. W, 43-10
- 2 Wyoming W, 52-17
- 3 Oregon
- 4 @ Northwestern
- 5 Illinois
- 6 BYE WEEK
- 7 @ Indiana
- 8 Purdue
- 9 @ Wisconsin
- 10 @ Ohio St.
- 11 Minnesota
- 12 Maryland
- 13 @ Iowa

TOTAL	BIG TEN	NAT.	CATEGORY (PER GAME)	TOTAL	PAC-12	NAT.
215.0	7th	42nd	Rushing Offense	276.0	2nd	15th
263.0	5th	45th	Passing Offense	301.0	6th	25th
478.0	5th	39th	Total Offense	577.0	3rd	8th
47.5	3rd	17th	Scoring Offense	48.5	4th	14th
81.0	2nd	21st	Rushing Defense	141.0	8th	67th
91.85	4th	22nd	Pass Efficiency Defense	103.94	7th	40th
216.0	9th	66th	Pass Defense	249.0	9th	90th
297.0	5th	33rd	Total Defense	390.0	8th	82nd
13.5	6th	21st	Scoring Defense	27.0	7th	80th
24.6	14th	126th	Net Punting	36.6	10th	80th
0.0	11th	114th	Punt Returns	16.8	3rd	19th
29.5	2nd	13th	Kickoff Returns	33.9	2nd	6th
8	2nd	2nd	Turnovers Gained	3	8th	56th
1	3rd	8th	Turnovers Lost	2	2nd	29th
+3.5	1st	1st	Turnover Margin	+0.5	6th	37th
2.5	8th	43rd	Sacks	4.0	2nd	10th
1.0	4th	27th	Sacks Allowed	1.5	3rd	41st
52%	5th	27th	3rd-Down Offense	59%	2nd	8th
28%	5th	33rd	3rd-Down Defense	43%	8th	91st

2-0
(0-0 PAC-12)

- 1 UC Davis W, 53-28
- 2 Virginia W, 44-26
- 3 at Nebraska
- 4 Colorado
- 5 at Washington St.
- 6 Washington
- 7 BYE WEEK
- 8 at California
- 9 Arizona St.
- 10 at USC
- 11 Stanford
- 12 at Utah
- 13 at Oregon St.

THE MIKE RILEY FILE**HEAD COACHING RECORD**

- Overall: 166-162 (25th season)
- College: 101-87 (16th season)
- Nebraska: 8-7 (Second season)

FAMILY

- Wife: Dee
- Children: Matthew, Kate
- Grandchildren: Elijah Jo

COACHING NUMBERS

- 42 Years of Coaching Experience
- 25 Years as a Head Coach
- 16 Years as a Collegiate Head Coach
- 9 Years as a Professional Head Coach
- 3 Years as an NFL Head Coach
- 17 Years as an Assistant Coach
- 13 Years as a Collegiate Assistant Coach
- 4 Years as a Professional Assistant Coach
- 1 Year as an NFL Assistant Coach

HEAD COACHING EXPERIENCE**NEBRASKA**

- 2015-present (2nd season; 8-7 record)

OREGON STATE

- 2003-14 (12 seasons; 85-66 record)
- 1997-98 (2 seasons; 8-14 record)
- 14 overall seasons; 93-80 record)
- 6-2 record in eight bowl games
- 2008 Pac-10 Coach of the Year

SAN DIEGO CHARGERS

- 1999-2001 (3 seasons; 14-34 record)

SAN ANTONIO RIDERS (WLAFL)

- 1991-92 (2 seasons; 11-9 record)

WINNIPEG BLUE BOMBERS (CFL)

- 1987-90 (4 seasons; 40-32 record)
- 2 Grey Cup Championships (1987, 1990)

ASSISTANT COACH EXPERIENCE**NEW ORLEANS SAINTS**

- Assistant Head Coach (2002)

USC

- Assistant Head Coach/
Offensive Coordinator (1993-96)

NORTHERN COLORADO

- Defensive Coordinator (1986)

WINNIPEG BLUE BOMBERS (CFL)

- Assistant Coach (1983-85)

LINFIELD COLLEGE

- Defensive Coordinator (1977-82)
- NAIA National Championship (1982)

WHITWORTH COLLEGE

- Graduate Assistant (1976)

CALIFORNIA

- Graduate Assistant (1975)

PLAYING EXPERIENCE

- Alabama (CB)
- National Championship (1973)

**N HEAD COACH
MIKE RILEY**

The 2016 season is the second at Nebraska for Mike Riley, who boasts 42 years of coaching experience at the collegiate or professional level, the second-most of any FBS head coach. Riley's 25 years of head coaching experience are also tied for the second most among all FBS head coaches.

OVERALL COACHING EXPERIENCE*

Nick Saban (Alabama)	44 Years
Mike Riley (Nebraska)	42 Years
Bill Snyder (Kansas State)	41 Years
Rocky Long (San Diego State)	41 Years

HEAD COACHING EXPERIENCE

Brian Kelly (Notre Dame)	27 Years
Mike Riley (Nebraska)	25 Years
Bill Snyder (Kansas State)	25 Years
Three Others with	23 Years

PRO HEAD COACHING EXPERIENCE

Lovie Smith (Illinois)	11 Years
Mike Riley (Nebraska)	9 Years
Jim Harbaugh (Michigan)	4 Years
Jim Mora Jr. (UCLA)	4 Years

NFL HEAD COACHING EXPERIENCE

Lovie Smith (Illinois)	11 Years
Jim Harbaugh (Michigan)	4 Years
Jim Mora Jr. (UCLA)	4 Years
Mike Riley (Nebraska)	3 Years

*College and professional experience only

CHAMPIONSHIP PEDIGREE

- Riley is the only head coach in college football to win a professional title as a head coach
- Riley has won championships at the NAIA, NCAA FBS and professional levels.
- Riley was a cornerback on Alabama's 1973 national championship team.
- In 1982, Riley was the defensive coordinator for Linfield College, which went 12-0 and won the NAIA national championship.
- Riley won two Grey Cup titles in his four seasons with the Winnipeg Blue Bombers in the Canadian Football League.
- In his first season as a head coach at any level, Riley led Winnipeg to the 1987 Grey Cup title.
- Riley won his first Grey Cup at the age of 33, making him the third-youngest head coach ever to win a professional title (CFL, NFL, NFL Europe, UFL, USFL, WFL, WLAFL, XFL).
- Since the NFL-AFL merger in 1970, Riley is the youngest head coach to win a championship in any professional league.
- Riley and Hugh Campbell of the Edmonton Eskimos (CFL) are the only two head coaches in the Super Bowl era to win two professional titles before the age of 40.

PROVEN WINNER

- Riley has 101 career college victories, all at Power Five Schools
- Riley won 93 games at Oregon State, making him the winningest coach in Beaver history.
- Riley ended his tenure at OSU ranked 11th in Pac-12 history with 58 conference wins.
- Riley is one of 10 active FBS head coaches with 100 wins at Power Five Schools.
- Riley owns a 7-2 record in bowl games, including a win over UCLA in the 2015 Foster Farms Bowl.
- Riley's .778 bowl winning percentage ranks fifth in NCAA history among coaches who appeared in at least eight bowl games.
- Riley is 1 of 6 coaches in NCAA history to win his first five bowl games.
- Riley is 1 of 12 coaches in NCAA history to win five consecutive bowl games.
- In 16 seasons as a college head coach, Riley has led his teams to 15 wins over ranked opponents, including six wins over top-10 teams and three wins over top-three foes.
- Riley coached two Biletnikoff Award winners at Oregon State, and is the only active FBS coach to have two players win the award.

DEFENSIVE ASSISTANTS



MARK BANKER
DEFENSIVE COORDINATOR/
SAFETIES

- 38 Years of Experience
- 30 Years as Def. Coordinator
- 3 Years of NFL Experience

• Game Day: Field

HIGHLIGHTS

- NU ranked ninth nationally in rush defense in 2015; OSU led nation in that category in 2007
- Top-10 total defense rankings in 2003 & 2007
- Coordinated a San Diego Charger defense to a No. 11 NFL total defense ranking in 2001



TRENT BRAY
LINEBACKERS

- 8 Years of Experience
- 8 Years at Power Five School
- 1 Year Playing in NFL Europe
- Game Day: Field

HIGHLIGHTS

- Helped Nebraska freshman Dedrick Young set an NU record for tackles by a true frosh last season with 61 tackles
- Coached in four bowl games past five years
- Ranks among top 10 tacklers in OSU history



JOHN PARRELLA
DEFENSIVE LINE

- 9 Years of Experience
- 4 Years of College Experience
- 12 Years of Playing in NFL
- Game Day: Field

HIGHLIGHTS

- Helped Chabot JC to a conference title in 2013
- Started the varsity program at Valley Christian High in California and led team to playoffs
- Had all-conference playing career at Nebraska and played 12 seasons in NFL



BRIAN STEWART
CORNERBACKS

- 25 Years of Experience
- 8 Years of NFL Experience
- 7 Years as Def. Coordinator
- Game Day: Press Box

HIGHLIGHTS

- Helped Houston to a 13-1 record in 2011
- Coached 14 Pro Bowlers in eight NFL seasons
- Coordinated Dallas Cowboys defenses that led NFL in sacks in 2007 and 2008

SPECIAL TEAMS COORDINATOR



BRUCE READ
SPECIAL TEAMS COORDINATOR

- 32 Years of Experience
- 13 Years at Power Five School
- 7 Years of NFL Experience
- Game Day: Field

HIGHLIGHTS

- Coached all-conference punter and kicker in first season at Nebraska
- Led Alexis Serna to 2005 Lou Groza Award
- San Diego Chargers special teams ranked in top six in NFL twice in Read's three seasons

OFFENSIVE ASSISTANTS



DANNY LANGSDORF
OFFENSIVE COORDINATOR/
QUARTERBACKS

- 21 Years of Experience
- 13 Years as Off. Coordinator
- 4 Years of NFL Experience

• Game Day: Press Box

HIGHLIGHTS

- Helped Nebraska rank in top three in Big Ten in passing, scoring and total offense in 2015
- Eli Manning career-high completion rate in 2014
- Sean Mannion set Pac-12 career passing record



MIKE CAVANAUGH
OFFENSIVE LINE

- 31 Years of Experience
- 6 Years as Off. Coordinator
- 2 Years of NFL Experience
- Game Day: Field

HIGHLIGHTS

- Coached 24 all-conference linemen in past 11 years
- OSU set a then-Pac-12 passing record in 2013
- Helped Hawaii rank in the top 10 nationally in total offense three times in six seasons



REGGIE DAVIS
RUNNING BACKS

- 13 Years of Experience
- 4 Years of NFL Experience
- 2 Years Playing in NFL
- Game Day: Field

HIGHLIGHTS

- Coached in three NFC Championship Games
- Coached All-Pro TE Vernon Davis for three years
- Helped OSU RB Jacquizz Rodgers become first freshman to be Pac-10 Offensive MVP



KEITH WILLIAMS
WIDE RECEIVERS

- 17 Years of Experience
- 4 Years as Off. Coordinator
- 1 Year Playing in NFL
- Game Day: Field

HIGHLIGHTS

- Eight former wideouts played in NFL in 2015
- NU receivers combined for 192 catches, 23 TD and 2,774 yards in 2015
- Coached San Jose State's Edell Shepherd to school-record 1,500 receiving yards in 2001

ADDITIONAL FOOTBALL STAFF

- **Associate A.D./Football:** Dan Van De Riet
- **Exec. Director Player Personnel:** Billy Devaney
- **Director of Player Personnel:** Ryan Gunderson
- **Offensive GA:** Tavita Thompson (Tight Ends)
- **Offensive GA:** Hardie Buck (Receivers)
- **Offensive GA:** Roman Sapolu (Offensive Line)
- **Defensive GA:** Blair Tushaus (Defensive Line)
- **Head Football Strength Coach:** Mark Philipp
- **Head Football Athletic Trainer:** Mark Mayer
- **Head Equipment Manager:** Jay Terry
- **Director of Video:** Tate Guillotte

HUSKER COACHING NUMBERS

4

Mike Riley is 1 of 4 FBS coaches with at least three seasons of NFL head coaching experience. Riley is 1 of 6 FBS coaches who has been an NFL head coach (UCLA's Jim Mora Jr., Michigan's Jim Harbaugh, Louisville's Bobby Petrino, Alabama's Nick Saban, Illinois' Lovie Smith).

5

Mike Riley ranks fifth in NCAA history with a .778 winning percentage in bowl games. One of only six coaches in NCAA history to win his first five bowl games, Riley is 7-2 in bowl games including a win over UCLA in the 2015 Foster Farms Bowl.

9

Nine coaches boast NFL experience, including Mike Riley as a head coach, Mark Banker and Brian Stewart as defensive coordinators and Bruce Read as a special teams coordinator.

9

Mike Riley owns nine years of experience as a professional head coach, the second-most of any FBS coach. In addition to the NFL, Riley led teams in the Canadian Football League and the World League of American Football, the predecessor to NFL Europe.

25

Mike Riley owns 25 years of head coaching experience at the collegiate or professional level, the second most among FBS head coaches.

33

The NU coaching staff has combined for 33 seasons of coaching experience in the NFL

42

Mike Riley's 42 years of coaching experience at the collegiate or professional level rank second among FBS head coaches. Alabama's Nick Saban (44 years) is the only coach ahead of Riley on that list.

65

Nebraska's 10 full-time coaches have been a part of 65 bowl teams during their collegiate coaching careers.

231

The Husker coaching staff has a combined 231 years of coaching experience at the collegiate or professional level.

NEBRASKA DEPTH CHART-OREGON

OFFENSE

WIDE RECEIVER (Z)

82 Alonzo Moore, 6-2, 195, Sr. -OR-
15 De'Mornay Pierson-El, 5-9, 185, Jr.

LEFT TACKLE

68 Nick Gates, 6-5, 290, So.
65 Christian Gaylord, 6-6, 300, RFr.

LEFT GUARD

73 Sam Hahn, 6-7, 300, Sr. -OR-
58 Corey Whitaker, 6-5, 295, Sr. -OR-
56 Boe Wilson, 6-3, 295, Fr.

CENTER

66 Dylan Utter, 6-1, 295, Sr.
79 Michael Decker, 6-4, 285, RFr.

RIGHT GUARD

63 Tanner Farmer, 6-4, 295, So.
74 Jalin Barnett, 6-4, 310, RFr.
72 Zach Hannon, 6-5, 315, Jr.

RIGHT TACKLE

77 David Knevel, 6-9, 315, Jr.
62 Cole Conrad, 6-5, 305, So.
71 Matt Farniok, 6-6, 300, Fr.

TIGHT END

11 Cethan Carter, 6-4, 240, Sr.
84 Sam Cotton, 6-5, 250, Sr.
42 Trey Foster, 6-2, 250, Sr.
88 Tyler Hoppes, 6-4, 240, Jr.
89 Connor Ketter, 6-5, 245, Jr.
85 Matt Snyder, 6-5, 255, RFr.

WIDE RECEIVER (R)

1 Jordan Westerkamp, 6-0, 200, Sr.
81 Gabe Rahn, 6-1, 195, Jr.

WIDE RECEIVER (X)

87 Brandon Reilly, 6-2, 200, Sr.
8 Stanley Morgan Jr., 6-1, 200, So.
83 Bryan Reimers, 6-5, 210, So.

QUARTERBACK

4 Tommy Armstrong Jr., 6-1, 220, Sr.
17 Ryker Fyfe, 6-3, 215, Sr.
12 Patrick O'Brien, 6-4, 230, Fr.
2 Zack Darlington, 6-2, 195, So.

I-BACK

34 Terrell Newby, 5-10, 200, Sr. -OR-
22 Devine Ozigbo, 6-0, 230, So.
18 Tre Bryant, 5-11, 200, Fr.
21 Mikale Wilbon, 5-9, 195, So.

FULLBACK

41 Luke McNitt, 6-2, 240, Jr.
38 Harrison Jordan, 5-10, 230, Jr. -OR-
29 Graham Nabity, 6-1, 210, Sr.

DEFENSE

DEFENSIVE END

88 Ross Dzuris, 6-3, 255, Sr.
17 Sedrick King, 6-4, 250, So.
9 DaiShon Neal, 6-7, 270, RFr.

DEFENSIVE TACKLE

44 Mick Stoltenberg, 6-5, 290, So.
96 Carlos Davis, 6-2, 295, RFr.
97 Logan Rath, 6-4, 280, Sr.

DEFENSIVE TACKLE

55 Kevin Maurice, 6-3, 300, Sr.
94 Khalil Davis, 6-2, 290, RFr.
99 Peyton Newell, 6-3, 290, So.

DEFENSIVE END

91 Freedom Akinmoladun, 6-4, 255, So.
45 A.J. Natter, 6-5, 260, Jr.
22 Alex Davis, 6-5, 255, RFr.

SAM LINEBACKER

3 Marcus Newby, 6-1, 235, Jr.
15 Michael Rose-Ivey, 6-0, 230, Sr.
12 Luke Gifford, 6-3, 230, So.

MIKE LINEBACKER

52 Josh Banderas, 6-3, 240, Sr.
49 Chris Weber, 6-3, 230, Jr.
43 Tyrin Ferguson, 6-2, 225, So.

WILL LINEBACKER

5 Dedrick Young, 6-1, 220, So.
7 Mohamed Barry, 6-1, 220, RFr.
56 Brad Simpson, 6-0, 230, Sr.

CORNERBACK

10 Joshua Kalu, 6-1, 190, Jr.
1 Lamar Jackson, 6-3, 195, Fr.
11 Boaz Joseph, 6-1, 190, Jr.

SAFETY

26 Kieron Williams, 6-1, 195, Jr.
24 Aaron Williams, 5-11, 185, So.
4 Avery Anderson, 6-0, 185, RFr.

SAFETY

25 Nathan Gerry, 6-2, 220, Sr.
16 Antonio Reed, 6-2, 220, So.
13 JoJo Domann, 6-1, 205, Fr.
36 Reid Karel, 6-3, 205, RFr.

CORNERBACK

8 Chris Jones, 6-0, 185, Jr.
6 Eric Lee Jr., 6-0, 190, RFr.
23 Dicaprio Bootle, 5-10, 180, Fr.

SPECIAL TEAMS

PLACE-KICKER

34 Drew Brown, 5-11, 195, Jr.
95 Spencer Lindsay, 5-9, 210, Sr.

PUNTER

35 Caleb Lightbourn, 6-3, 220, Fr.
98 Isaac Armstrong, 5-11, 195, RFr.

LONG SNAPPER

54 Jordan Ober, 6-1, 205, So.
92 Chase Urbach, 6-3, 200, RFr.

HOLDER

2 Zack Darlington, 6-2, 195, So.

KICKOFF RETURNER

18 Tre Bryant, 5-11, 200, Fr.
39 Jordan Nelson, 5-8, 180, Sr.

PUNT RETURNER

15 De'Mornay Pierson-El, 5-9, 185, Jr. -OR-
1 Jordan Westerkamp, 6-0, 200, Sr.

INJURED

67 Jerald Foster, 6-3, 310, So., OG

OFFENSIVE CAREER STARTS

Tommy Armstrong Jr., Sr., QB35
Cethan Carter, Sr., TE27
Dylan Utter, Sr., C16
Alonzo Moore, Sr., WR15
Jordan Westerkamp, Sr., WR14
Sam Cotton, Sr., TE14
Nick Gates, So., OT12
Terrell Newby, Sr., IB9
De'Mornay Pierson-El, Jr., WR7
Brandon Reilly, Sr., WR8
Stanley Morgan Jr., So., WR4
Trey Foster, Sr., TE2
Tanner Farmer, Soph., OG2
Sam Hahn, Sr., OG2
David Knevel, Jr., OT2
Devine Ozigbo, Soph., IB1
Ryker Fyfe, Sr., QB1

DEFENSIVE CAREER STARTS

Nathan Gerry, Sr., S30
Josh Banderas, Sr., LB21
Joshua Kalu, Jr., CB17
Dedrick Young, So., LB13
Michael Rose-Ivey, Sr., LB10
Chris Jones, Jr., CB9
Marcus Newby, Jr., LB8
Ross Dzuris, Sr., DE6
Freedom Akinmoladun, So., DE6
Chris Weber, Jr., LB4
Aaron Williams, So., S4
Kevin Maurice, Sr., DT3
Kieron Williams, Jr., S2
Mick Stoltenberg, Soph., DT1
Carlos Davis, RFr., DT1

SPECIAL TEAMS CAREER STARTS

Drew Brown, Jr., PK28
Jordan Ober, So., LS15
Caleb Lightbourn, Fr., P2

HUSKER NUMERICAL ROSTER

NO.	NAME	POS.
1	Lamar Jackson	DB
1	Jordan Westerkamp	WR
2	Tony Butler	DB
2	Zack Darlington	WR
3	Lavan Alston Jr.	WR
3	Marcus Newby	LB
4	Avery Anderson	S
4	Tommy Armstrong Jr.	QB
5	Dedrick Young II	LB
6	Eric Lee Jr.	CB
7	Mohamed Barry	LB
8	Chris Jones	CB
8	Stanley Morgan Jr.	WR
9	DaiShon Neal	DE
9	Keyan Williams	WR
10	Joshua Kalu	CB
10	JD Spielman	WR
11	Cethan Carter	TE
11	Boaz Joseph	CB
12	Luke Gifford	LB
12	Patrick O'Brien	QB
13	JoJo Domann	DB
13	Tanner Lee	QB
14	Kyle Kasun	DB
15	De'Mornay Pierson-El	WR
15	Michael Rose-Ivey	LB
16	Antonio Reed	S
17	Ryker Fyfe	QB
17	Sedrick King	DE
18	Tre Bryant	IB
19	Marquel Dismuke	DB
21	Charles Jackson	DB
21	Mikale Wilbon	IB
22	Alex Davis	DE
22	Devine Ozigbo	IB
23	Dicaprio Bootle	DB
23	Austin Rose	IB
24	Sean Lambert	RB
24	Aaron Williams	S
25	Nathan Gerry	S
26	Thomas Connely	LB
26	Brady Pelzer	WR
26	Jamie Sutcliffe	PK
26	Kieron Williams	S
27	Sam Foltz	P
28	Adam Taylor	IB
28	Eli Sullivan	DB
29	Nolan Graham	DB
29	Graham Nabity	FB
30	Quayshon Alexander	LB
30	Bo Kitrell	FB
31	Greg Simmons	LB
31	Conor Young	WR
32	Tanner Hass	RB
32	Pernell Jefferson	LB
33	Christian Bailey	WR
33	Tanner Zlab	DB
34	Drew Brown	PK
34	Terrell Newby	IB
35	Caleb Lightbourn	P/PK
35	Jeremiah Stovall	DB
36	Spencer Jordan	FB
36	Reid Karel	DB
37	Wyatt Mazour	IB
38	Harrison Jordan	FB
39	Donovan McDonald	WR
39	Jordan Nelson	IB
40	Ty Betka	WR
40	Grant Jordan	LB
41	Noah Johnson	IB
41	Luke McNitt	FB
42	Trey Foster	TE
43	Tyrin Ferguson	LB
43	Todd Honas	WR
44	Mitch McCann	FB
44	Mick Stoltenberg	DL

2016 NEBRASKA CORNHUSKER ALPHABETICAL ROSTER

NO.	NAME	POS.	HT.	WT.	YR.	HOMETOWN (HIGH SCHOOL/COLLEGE)
91	* Akinmoladun, Freedom	DE	6-4	255	So.	Grandview, Mo. (Grandview)
30	Alexander, Quayshon	LB	6-3	235	Fr.	Prospect Park, N.J. (De Paul Catholic)
3	Alston Jr., Lavan	WR	6-0	175	RFr.	Oxnard, Calif. (St. Bonaventure)
4	Anderson, Avery	S	6-0	185	RFr.	Surprise, Ariz. (Pine Creek, Colorado Springs, Colo.)
75	Anderson, Fyn	DL	6-3	260	RFr.	Lincoln, Neb. (Southeast)
98	Armstrong, Isaac	P	5-11	195	RFr.	Lincoln, Neb. (Kearney/Southwest)
4	*** Armstrong Jr., Tommy	QB	6-1	220	Sr.	Cibolo, Texas (Steele)
33	** Bailey, Christian	WR	6-0	205	Jr.	San Clemente, Calif. (San Clemente)
52	*** Banderas, Josh	LB	6-3	240	Sr.	Lincoln, Neb. (Southwest)
74	Barnett, Jalin	OL	6-4	310	RFr.	Lawton, Okla. (Lawton)
7	Barry, Mohamed	LB	6-1	220	RFr.	Grayson, Ga. (Grayson)
40	Betka, Ty	WR	5-7	165	Sr.	Superior, Neb. (Superior/Drake)
23	Bootle, Dicaprio	DB	5-10	180	Fr.	Miami, Fla. (Southridge)
53	Boryca, Alex	LB	6-2	220	So.	Cozad, Neb. (Cozad)
61	Brokop, Bryan	OL	6-5	275	Fr.	New Lenox, Ill. (Lincoln-Way West)
34	** Brown, Drew	PK	5-11	195	Jr.	Southlake, Texas (Southlake Carroll)
51	Brugmann, Jared	LB	6-2	235	RFr.	Gretna, Neb. (Gretna)
18	Bryant, Tre	IB	5-11	200	Fr.	St. Louis, Mo. (Christian Brothers College)
2	Butler, Tony	DB	6-2	195	Fr.	Lakewood, Ohio (St. Edward)
11	*** Carter, Cethan	TE	6-4	240	Sr.	New Orleans, La. (Archbishop Rummel)
45	Chaffin, Ty	WR	6-5	200	Fr.	Burwell, Neb. (Burwell)
80	Classen, Brett	WR	6-2	205	Jr.	Medina, Minn. (Wayzata/Winona State)
59	Cleveland, Brody	LB	6-2	225	RFr.	Ogallala, Neb. (Ogallala)
26	Connely, Thomas	LB	5-11	220	So.	Kearney, Neb. (Kearney Catholic)
62	Conrad, Cole	OL	6-5	305	So.	Fremont, Neb. (Archbishop Bergan)
84	*** Cotton, Sam	TE	6-5	250	Sr.	Lincoln, Neb. (Southeast)
2	Darlington, Zack	WR	6-2	195	So.	Apopka, Fla. (Apopka)
22	Davis, Alex	DE	6-5	255	RFr.	Riviera Beach, Fla. (Dwyer)
96	Davis, Carlos	DT	6-2	295	RFr.	Blue Springs, Mo. (Blue Springs)
94	Davis, Khalil	DT	6-2	290	RFr.	Blue Springs, Mo. (Blue Springs)
79	Decker, Michael	OL	6-4	285	RFr.	Omaha, Neb. (North)
19	Dismuke, Marquel	DB	6-2	180	Fr.	Compton, Calif. (Calabasas)
13	Domann, JoJo	DB	6-1	205	Fr.	Colorado Springs, Colo. (Pine Creek)
88	* Dzuris, Ross	DE	6-3	255	Sr.	Plattsmouth, Neb. (Plattsmouth)
83	Engelhaupt, David	TE	6-3	230	Fr.	Norfolk, Neb. (Norfolk Catholic)
48	Evans, Erik	DE	6-3	255	Jr.	Waverly, Neb. (Waverly)
63	Farmer, Tanner	OL	6-4	295	So.	Highland, Ill. (Highland)
71	Farniok, Matt	OL	6-6	300	Fr.	Sioux Falls, S.D. (Washington)
43	* Ferguson, Tyrin	LB	6-2	225	So.	New Orleans, La. (Edna Karr)
27	*** Foltz, Sam	P	6-2	205	Sr.	Greeley, Neb. (Grand Island)
67	* Foster, Jerald	OL	6-3	310	So.	Lincoln, Neb. (Southeast)
42	*** Foster, Trey	TE	6-2	250	Sr.	Lincoln, Neb. (Southeast)
17	* Fyfe, Ryker	QB	6-3	215	Sr.	Grand Island, Neb. (Grand Island)
68	* Gates, Nick	OL	6-5	290	So.	Las Vegas, Nev. (Bishop Gorman)
65	Gaylord, Christian	OL	6-6	300	RFr.	Baldwin City, Kan. (Baldwin City)
25	*** Gerry, Nathan	S	6-2	220	Sr.	Sioux Falls, S.D. (Washington)
12	* Gifford, Luke	LB	6-3	230	So.	Lincoln, Neb. (Southeast)
29	Graham, Nolan	DB	5-11	200	So.	Firth, Neb. (Norris)
73	* Hahn, Sam	OL	6-7	300	Sr.	DeWitt, Neb. (Tri-County/North Dakota State)
54	Hamik, Creighton	LB	6-3	210	Fr.	Kearney, Neb. (Kearney Catholic)
72	* Hannon, Zach	OL	6-5	315	Jr.	Kansas City, Mo. (Rockhurst)
32	Hass, Tanner	RB	6-0	195	Fr.	West Point, Neb. (Guardian Angels)
49	Hemphill, Austin	FB	6-0	220	RFr.	Gretna, Neb. (Gretna)
47	Hohenstein, Branden	TE	6-4	205	Fr.	Jackson, Neb. (Bishop Heelan)
43	Honas, Todd	WR	5-11	200	Fr.	Aurora, Neb. (Aurora)
88	Hoppes, Tyler	TE	6-4	240	Jr.	Lincoln, Neb. (Southwest/Wayne State)
21	** Jackson, Charles	DB	5-11	180	Sr.	Spring, Texas (Klein Collins)
1	Jackson, Lamar	DE	6-3	195	Fr.	Elk Grove, Calif. (Franklin)
47	Jarzynka, Matt	DB	6-4	255	So.	Loup City, Neb. (Loup City)
32	Jefferson, Pernell	LB	6-2	225	Fr.	New Orleans, La. (Warren Easton)
50	Johns, Garret	DL	6-0	285	Sr.	Aurora, Neb. (Aurora)
41	Johnson, Noah	IB	6-0	210	RFr.	Sutton, Neb. (Sutton)
76	Johnson Jr., Dwayne	OL	6-6	300	Jr.	Houston, Texas (Bellaire)
8	** Jones, Chris	CB	6-0	185	Jr.	Jacksonville, Fla. (Sandalwood)
40	Jordan, Grant	LB	6-2	205	Fr.	Omaha, Neb. (Westside)
38	** Jordan, Harrison	FB	5-10	230	Jr.	Omaha, Neb. (Westside)
36	Jordan, Spencer	FB	6-2	215	Fr.	Omaha, Neb. (Westside)
11	** Joseph, Boaz	CB	6-1	190	Jr.	Weston, Fla. (Cypress Bay)
10	** Kalu, Joshua	CB	6-1	190	Jr.	Houston, Texas (Alief Taylor)
36	Karel, Reid	DB	6-3	205	RFr.	Seward, Neb. (Seward)
14	Kasun, Kyle	DB	6-0	180	RFr.	Papillion, Neb. (Papillion-La Vista South)
89	Ketter, Connor	TE	6-5	245	Jr.	Norfolk, Neb. (Norfolk Catholic)
17	King, Sedrick	DE	6-4	250	So.	Plant City, Fla. (Plant City)
30	Kitrell, Bo	FB	6-1	225	So.	Ashland, Neb. (Ashland-Greenwood)
59	Kitten, Jake	OL	6-2	290	Fr.	Santee, Calif. (Santana)
77	** Knevel, David	OL	6-9	315	Jr.	Brantford, Ontario, Canada (Pauline S. Johnson Collegiate)
24	Lambert, Sean	RB	6-0	200	Fr.	Fremont, Neb. (Fremont)

6	Lee Jr., Eric	CB	6-0	190	RFr.	Milton, Mass. (Valor Christian, Colo.)
13	Lee, Tanner	QB	6-4	205	Jr.	Destrehan, La. (Jesuit/Tulane)
35	Lightbourn, Caleb	P/PK	6-3	220	Fr.	Washougal, Wash. (Camas)
95	* Lindsay, Spencer	PK	5-9	210	Sr.	Kearney, Neb. (Kearney)
58	Lopez, Joel	DL	6-2	280	Jr.	Saint Charles, Ill. (Burlington Central)
55	*** Maurice, Kevin	DT	6-3	300	Sr.	Orlando, Fla. (Freedom)
37	Mazour, Wyatt	IB	5-9	190	RFr.	Albion, Neb. (Boone Central)
44	McCann, Mitch	FB	6-0	240	Sr.	Omaha, Neb. (Burke)
39	McDonald, Donovan	WR	5-11	175	RFr.	Montclair, N.J. (Fork Union Military Academy/Montclair)
41	* McNitt, Luke	FB	6-2	240	Jr.	Kearney, Neb. (Kearney/Nebraska-Kearney)
98	Miller, Collin	DE	6-3	235	Fr.	Fishers, Ind. (Hamilton Southeastern)
82	*** Moore, Alonzo	WR	6-2	195	Sr.	Winnfield, La. (Winnfield Senior)
8	* Morgan Jr., Stanley	WR	6-1	200	So.	New Orleans, La. (St. Augustine)
29	** Nabity, Graham	FB	6-1	210	Sr.	Omaha, Neb. (Elkhorn)
45	Natter, A.J.	DE	6-5	260	Jr.	Milton, Wis. (Milton)
9	Neal, DaiShon	DE	6-7	270	RFr.	Houston, Texas (Omaha Central)
39	** Nelson, Jordan	IB	5-8	180	Sr.	Omaha, Neb. (Burke)
3	** Newby, Marcus	LB	6-1	235	Jr.	North Potomac, Md. (Quince Orchard)
34	*** Newby, Terrell	IB	5-10	200	Sr.	Los Angeles, Calif. (Chaminade)
99	Newell, Peyton	DT	6-3	290	So.	Hiawatha, Kan. (Hiawatha)
12	O'Brien, Patrick	QB	6-4	230	Fr.	San Juan Capistrano, Calif. (San Juan Hills)
54	* Ober, Jordan	LS	6-1	205	So.	Las Vegas, Nev. (Bishop Gorman)
76	Owen, Dylan	DL	6-5	240	So.	Westchester, N.Y. (Somers/Bridgton Academy)
22	* Ozigbo, Devine	IB	6-0	230	So.	Sachse, Texas (Sachse)
54	Painter, Robby	OL	6-5	300	Sr.	Centennial, Colo. (Grandview)
26	Pelzer, Brady	WR	5-11	185	So.	Bellevue, Neb. (Bellevue East)
15	** Pierson-El, De'Mornay	WR	5-9	185	Jr.	Alexandria, Va. (West Potomac)
81	Rahn, Gabe	WR	6-1	195	Jr.	Le Mars, Iowa (Le Mars)
50	Raridon, John	OL	6-4	275	Fr.	West Des Moines, Iowa (Valley)
97	Rath, Logan	DT	6-4	280	Sr.	Giltner, Neb. (Giltner/South Dakota State)
16	* Reed, Antonio	S	6-2	220	So.	Memphis, Tenn. (Southaven [Miss.])
87	*** Reilly, Brandon	WR	6-2	200	Sr.	Lincoln, Neb. (Southwest)
83	Reimers, Bryan	WR	6-5	210	So.	Lincoln, Neb. (East)
23	Rose, Austin	IB	6-1	225	So.	Lincoln, Neb. (North Star)
15	** Rose-Ivey, Michael	LB	6-0	230	Sr.	Kansas City, Mo. (Rockhurst)
31	Simmons, Greg	LB	6-2	240	Fr.	Fort Pierce, Fla. (Fort Pierce Central)
56	** Simpson, Brad	LB	6-0	230	Sr.	Omaha, Neb. (Ralston)
48	Smith, Ne'Land	WR	6-3	190	Fr.	Blue Springs, Mo. (Blue Springs)
85	Snyder, Matt	TE	6-5	255	RFr.	San Ramon, Calif. (California)
10	Spelman, JD	WR	5-9	180	Fr.	Eden Prairie, Minn. (Eden Prairie)
95	Stille, Ben	DE	6-5	240	Fr.	Ashland, Neb. (Ashland-Greenwood)
86	Stoll, Jack	TE	6-4	235	Fr.	Lone Tree, Colo. (Regis Jesuit)
44	* Stoltenberg, Mick	DL	6-5	290	So.	Gretna, Neb. (Gretna)
35	Stovall, Jeremiah	DB	5-11	175	RFr.	Omaha, Neb. (Creighton Prep)
28	Sullivan, Eli	DB	6-2	190	Fr.	Longmont, Colo. (Longmont)
26	Sutcliffe, Jamie	PK	6-2	190	Sr.	Thousand Oaks, Calif. (Thousand Oaks/Utah/Pierce College)
28	* Taylor, Adam	IB	6-2	210	Jr.	Katy, Texas (Katy)
92	Urbach, Chase	LS	6-3	200	RFr.	Grosse Pointe, Mich. (Grosse Pointe South)
66	** Utter, Dylan	OL	6-1	295	Sr.	Papillion, Neb. (Papillion-La Vista)
49	** Weber, Chris	LB	6-3	230	Jr.	Omaha, Neb. (Elkhorn)
57	Weinmaster, Jacob	LB	6-0	215	RFr.	Loveland, Colo. (Loveland)
1	*** Westerkamp, Jordan	WR	6-0	200	Sr.	Lombard, Ill. (Montini Catholic)
58	* Whitaker, Corey	OL	6-5	295	Sr.	Murrieta, Calif. (Vista Murrieta)
21	* Wilbon, Mikale	IB	5-9	195	So.	Chicago, Ill. (De La Salle Institute)
24	* Williams, Aaron	S	5-11	185	So.	Atlanta, Ga. (Carver)
9	Williams, Keyan	WR	5-10	195	So.	New Orleans, La. (Lusher/Fresno State)
26	** Williams, Kieron	S	6-1	195	Jr.	Shreveport, La. (C.E. Byrd/Air Force Prep)
56	Wilson, Boe	OL	6-3	295	Fr.	Lee's Summit, Mo. (Lee's Summit West)
31	Young, Conor	WR	6-2	170	RFr.	Cozad, Neb. (Cozad)
5	* Young II, Dedrick	LB	6-1	220	So.	Peoria, Ariz. (Centennial)
33	Zlab, Tanner	DB	5-10	195	Sr.	Wilber, Neb. (Wilber-Clatonia)

45	A.J. Natter.....	DE
45	Ty Chaffin.....	WR
47	Branden Hohenstein.....	TE
47	Matt Jarzynka.....	DE
48	Erik Evans.....	DE
48	Ne'Land Smith.....	WR
49	Austin Hemphill.....	FB
49	Chris Weber.....	LB
50	Garret Johns.....	DL
50	John Raridon.....	OL
51	Jared Brugmann.....	LB
52	Josh Banderas.....	LB
53	Alex Boryca.....	LB
54	Creighton Hamik.....	LB
54	Robby Painter.....	OL
54	Jordan Ober.....	LS
55	Kevin Maurice.....	DT
56	Brad Simpson.....	LB
56	Boe Wilson.....	OL
57	Jacob Weinmaster.....	LB
58	Joel Lopez.....	DL
58	Corey Whitaker.....	OL
59	Brody Cleveland.....	LB
59	Jake Kitten.....	OL
61	Bryan Brokop.....	OL
62	Cole Conrad.....	OL
63	Tanner Farmer.....	OL
65	Christian Gaylord.....	OL
66	Dylan Utter.....	OL
67	Jerald Foster.....	OL
68	Nick Gates.....	OL
71	Matt Farniok.....	OL
72	Zach Hannon.....	OL
73	Sam Hahn.....	OL
74	Jalin Barnett.....	OL
75	Fyn Anderson.....	DL
76	Dwayne Johnson Jr.....	OL
76	Dylan Owen.....	DL
77	David Knevel.....	OL
79	Michael Decker.....	OL
80	Brett Classen.....	WR
81	Gabe Rahn.....	WR
82	Alonzo Moore.....	WR
83	David Engelhaupt.....	TE
83	Bryan Reimers.....	WR
84	Sam Cotton.....	TE
85	Matt Snyder.....	TE
86	Jack Stoll.....	TE
87	Brandon Reilly.....	WR
88	Ross Dzuris.....	DE
88	Tyler Hoppes.....	TE
89	Connor Ketter.....	TE
91	Freedom Akinmoladun.....	DE
92	Chase Urbach.....	LS
94	Khalil Davis.....	DT
95	Spencer Lindsay.....	PK
95	Ben Stille.....	DE
96	Carlos Davis.....	DT
97	Logan Rath.....	DT
98	Isaac Armstrong.....	P
98	Collin Miller.....	DE
99	Peyton Newell.....	DT

PRONUNCIATION GUIDE

Freedom Akinmoladun ackin-MOLA-dune
 Quayshon Alexander QUAY-shon
 Lavan Alston Jr. luh-VAN
 Josh Banderas ban-DARE-us
 Alex Boryca burr-ITS-kuh
 Bryan Brokop BRO-kup
 Cethan Carter SEETH-un
 Ty Chaffin CHAY-fin
 Marquel Dismuke mar-KELL dizz-MUKE-ee
 Ross Dzuris duh-ZUHR-iss
 Matt Farniok FAR-nee-ock
 Ryan Freudenburg fried-EN-burg
 Nathan Gerry GARY
 Sam Hahn HAWN
 Todd Honas HO-nuss
 Tyler Hoppes HOP-iss
 Matt Jarzynka Jar-ZINK-uh

Boaz Joseph BOSE
 Joshua Kalu Kuh-loo
 Reid Karel CARE-ull
 Kyle Kasun KAY-sun
 Bo Kitrell KIT-trull
 David Knevel NEV-ull
 Wyatt Mazour MUH-zoo-er
 Graham Nabity NAB-it-tee
 DaiShon Neal DAY-shawn
 Terrell Newby TAIR-ul
 Devine Ozigbo oh-ZIG-bo
 Gabe Rahn RAWN
 Bryan Reimers RHYME-ers
 Jacob Weinmaster WINE-master
 Mikale Wilbon MIK-kale
 Kieron Williams KYE-run
 Dedrick Young DEAD-rik

TRACKING TOMMY

Tommy Armstrong Jr. set one NCAA record and more than a dozen Nebraska records in his first three seasons. This year, Armstrong has broken or is nearing several other Nebraska all-time records, highlighted below.

1st TOUCHDOWN PASSES

TOMMY ARMSTRONG JR.	57
TAYLOR MARTINEZ	56

82 PASSING YARDS

TAYLOR MARTINEZ	7,258
TOMMY ARMSTRONG JR.	7,176

76 COMPLETIONS

TAYLOR MARTINEZ	575
TOMMY ARMSTRONG JR.	499

1,696 TOTAL OFFENSE

TAYLOR MARTINEZ	10,233
TOMMY ARMSTRONG JR.	8,537

Nationally, Armstrong has posted one of the most productive careers among all active FBS players.

FBS ACTIVE PLAYER RANKS

TOTAL TOUCHDOWNS (76)	1ST
PASSING TOUCHDOWNS (57)	6TH
TOTAL OFFENSE (8,537)	5TH
PASSING YARDS (7,176)	9TH



INDIVIDUAL NEBRASKA RECORD WATCH



TOMMY ARMSTRONG JR.

SENIOR
QUARTERBACK

NEBRASKA CAREER RECORDS

PASSING YARDS

Rk.	Player, Years	Yards
1.	Taylor Martinez, 2010-13	7,258
2.	Tommy Armstrong Jr., 2013-pres.	7,176
3.	Zac Taylor, 2005-06	5,850

COMPLETIONS

Rk.	Player, Years	Comp.
1.	Taylor Martinez, 2010-13	575
2.	Tommy Armstrong Jr., 2013-pres.	499
3.	Zac Taylor, 2005-06	470

TOUCHDOWN PASSES

Rk.	Player, Years	TDs
1.	Tommy Armstrong Jr., 2013-pres.	57
2.	Taylor Martinez, 2010-13	56
3.	Zac Taylor, 2005-06	45

RUSHING YARDS BY A QUARTERBACK

Rk.	Player, Years	Yards
1.	Eric Crouch, 1998-2001	3,434
2.	Taylor Martinez, 2010-13	2,975
3.	Jammal Lord, 2000-03	2,573
4.	Steve Taylor, 1985-88	2,125
5.	Tommie Frazier, 1992-95	1,955
6.	Scott Frost, 1996-97	1,533
7.	Tommy Armstrong Jr., 2013-pres.	1,361
8.	Turner Gill, 1980-83	1,317

TOTAL OFFENSE

Rk.	Player, Years	Yards
1.	Taylor Martinez, 2010-13	10,233
2.	Tommy Armstrong Jr., 2013-pres.	8,537
3.	Eric Crouch, 1998-2001	7,915

TOTAL TOUCHDOWNS

Rk.	Player, Years	TDs
1.	Eric Crouch, 1998-2001	90
2.	Taylor Martinez, 2010-13	87
3.	Tommie Frazier, 1992-95	79
4.	Tommy Armstrong Jr., 2013-pres.	76

250-YARD PASSING GAMES

Rk.	Player, Years	Games
1.	Tommy Armstrong Jr., 2013-pres.	13
2.	Joe Ganz, 2005-08	11
3.	Zac Taylor, 2005-06	8

300-YARD TOTAL OFFENSE GAMES

Rk.	Player, Years	Games
1.	Tommy Armstrong Jr., 2013-pres.	11
2.	Joe Ganz, 2005-08	9
	Taylor Martinez, 2010-13	9

QUARTERBACK STARTS

Rk.	Player, Years	Starts
1.	Taylor Martinez, 2010-13	43
2.	Eric Crouch, 1998-2001	38
3.	Tommy Armstrong Jr., 2013-pres.	35



DREW BROWN

JUNIOR
PLACE-KICKER

NEBRASKA CAREER RECORDS

FIELD GOALS

Rk.	Player, Years	FGs
1.	Alex Henery, 2007-10	68
2.	Kris Brown, 1995-98	57
3.	Josh Brown, 1999-2002	43
4.	Brett Maher, 2009-12	39
5.	Drew Brown, 2014-pres.	36

SCORING

Rk.	Player, Pos., Years	Points
1.	Alex Henery, PK, 2007-10	397
--		
8.	Johnny Rodgers, WR, 1970-72	264
9.	Calvin Jones, IB, 1991-93	252
10.	Tommie Frazier, QB, 1992-95	222
	Byron Bennett, PK, 1990-93	222
	Drew Brown, PK, 2014-pres.	222

CONSECUTIVE FIELD GOALS MADE

Rk.	Player, Year(s)	FGs
1.	Alex Henery, 2009-10	18
2.	Kris Brown, 1997-98	17
3.	Alex Henery, 2007-08	12
	Drew Brown, PK, 2015-pres.	12*

*active streak



NATHAN GERRY

SENIOR
SAFETY

NEBRASKA CAREER RECORD

INTERCEPTIONS

Rk.	Player, Pos., Years	INTs
1.	Dana Stephenson, RCB, 1967-69	14
2.	Josh Bullocks, FS, 2002-04	13
3.	Bret Clark, S, 1982-84	12
4.	Fabian Washington, CB, 2002-04	11
	Ralph Brown, RCB, 1996-99	11
	Tyrone Byrd, FS, 1989-92	11
	Larry Wachholtz, S, 1964-66	11
	Tom Novak, LB, 1946-49	11
	Nathan Gerry, S, 2013-pres.	11
10.	Joe Blahak, LCB, 1970-72	10
	Bill Kosch, S, 1969-71	10

TACKLES BY A DEFENSIVE BACK

Rk.	Player, Pos., Years	Tackles
1.	Mike Brown, S, 1996-99	287
2.	Daniel Bullocks, S, 2002-05	226
3.	Larry Asante, S, 2007-09	224
4.	Tyrone Byrd, S, 1989-92	209
5.	Nathan Gerry, S, 2013-pres.	206



JORDAN WESTERKAMP

SENIOR
WIDE RECEIVER

NEBRASKA CAREER RECORDS

RECEPTIONS

Rk.	Player, Pos., Years	Receptions
1.	Kenny Bell, WR, 2011-14	181
2.	Nate Swift, WR, 2005-08	166
3.	Johnny Rodgers, WB, 1970-72	143
4.	Terrence Nunn, WR, 2004-07	136
5.	Marlon Lucky, IB, 2005-08	135
6.	Jordan Westerkamp, WR, 2013-pres.	134

RECEIVING YARDS

Rk.	Player, Years	Yards
1.	Kenny Bell, 2011-14	2,689
2.	Johnny Rodgers, 1970-72	2,479
3.	Nate Swift, 2005-08	2,476
4.	Jordan Westerkamp, 2013-pres.	2,059

TOUCHDOWN RECEPTIONS

Rk.	Player, Pos., Year	TDs
1.	Johnny Rodgers, WB, 1970-72	25
2.	Nate Swift, WR, 2005-08	22
3.	Kenny Bell, WR, 2011-14	21
4.	Maurice Purify, WR, 2006-07	16
5.	Jon Bostick, SE, 1989-91	15
	Quincy Enunwa, WR, 2010-13	15
	Jordan Westerkamp, WR, 2013-pres.	15
8.	Todd Millikan, TE, 1985-88	14
	Bobby Thomas, SE, 1974-76	14

100-YARD RECEIVING GAMES

Rk.	Player, Pos., Years	Games
1.	Johnny Rodgers, WB, 1970-72	10
2.	Nate Swift, WR, 2005-08	8
	Jordan Westerkamp, WR, 2013-pres.	8*

*Most by a Husker prior to his senior season

CONSECUTIVE GAMES WITH CATCH

Rk.	Player, Pos., Years	Games
1.	Johnny Rodgers, WB, 1970-72	37
2.	Terrence Nunn, WR, 2004-07	32
3.	Kenny Bell, WR, 2012-14	28
	Jordan Westerkamp, WR, 2013-pres.	28*

*active streak



#1 LAMAR JACKSON • Fr. • DB

 ELK GROVE, CALIF.
FRANKLIN HS


CAREER STATS

Year	G/S	(-----Tackles-----)					Fum.		QB		
		UT	AT	TT	TFL	Sacks	C-R	BK	PBU	INT	Hry.
2016	2/0	5	1	6	2-14	1.0-11	0-0	0	0	0	0
Totals	2/0	5	1	6	2-14	1.0-11	0-0	0	0	0	0

2016 SEASON NOTES

2016 SINGLE-GAME HIGHS

- » Tackles - 5 vs. Fresno State
- » Tackles for Loss - 2 vs. Fresno State
- » Tackles for Loss - 1.0 vs. Fresno State
- » Pass Breakups - 0
- » Interceptions - 0



#1 JORDAN WESTERKAMP • Sr. • WR

 LOMBARD, ILL.
MONTINI CATHOLIC HS

CAREER STATS

Year	G/S	No.	Yds.	Y/R	Y/G	Long	TDs
2012			Redshirt				
2013	13/1	20	283	14.1	23.6	49 vs. Northwestern	1
2014	13/9	44	747	17.0	57.5	70 at Fresno State	5
2015	13/4	65	918	14.1	70.6	38 vs. Michigan St.	7
2016	2/0	5	111	22.2	55.5	55 vs. Wyoming	2
Totals	41/14	134	2,059	15.4	50.2	70 at Fresno State	15

CAREER HONORS

- » 2015, 2016 Team Captain
- » First-Team All-Big Ten (Phil Steele, 2015)
- » Second-Team All-Big Ten (Coaches, Media, AP, 2015)
- » Academic All-Big Ten (2013, 2014)
- » Big Ten All-Freshman Team (BTN, 2013)
- » Big Ten Freshman of the Week (vs. Northwestern, 2013)
- » Four-Time Nebraska Scholar-Athlete Honor Roll
- » ESPN College Football Play of the Year (Reception vs. Florida Atlantic, 2014)
- » Sports Science Newton Award for Outstanding Reaction (2015)
- » Brook Berringer Citizenship Team (2015, 2016)
- » Tom Osborne Citizenship Team (2015, 2016)

2016 GAME-BY-GAME

Opponent	Rec.	Yds	TD	Lg
Fresno State	1	6	0	6
Wyoming	4	105	2	55
Oregon				
at Northwestern				
Illinois				
at Indiana				
Purdue				
at Wisconsin				
at Ohio State				
Minnesota				
Maryland				
at Iowa				
Totals	5	111	2	55

CAREER SINGLE-GAME HIGHS

- » Receptions - 11 vs. Southern Miss (2015)
- » Receiving Yards - 158 at Michigan State (2014)
- » Touchdowns - 2 vs. Wyoming (2016)

2016 SINGLE-GAME HIGHS

- » Receptions - 4 vs. Wyoming
- » Receiving Yards - 105 vs. Wyoming
- » Touchdowns - 2 vs. Wyoming

2016 SEASON NOTES

- » Fourth player in NU history with 2,000 career receiving yards, joined Kenny Bell (2,689), Johnny Rodgers (2,479), and Nate Swift (2,476) in the 2,000-yard club.
- » Topped the century mark in receiving yards for the eighth time in his career with 105 yards against Wyoming.
- » Two touchdowns against Wyoming marked the first multiple touchdown game of his career. His 15 career touchdown receptions are tied for fifth in school history with Quincy Enunwa and Joe Bostick.
- » Has caught a pass in 28th consecutive games, tying Kenny Bell for the third-longest streak in school history.



#3 MARCUS NEWBY • Jr. • LB

 NORTH POTOMAC, MD.
QUINCE ORCHARD HS

CAREER STATS

Year	G/S	(-----Tackles-----)					Fum.		QB		
		UT	AT	TT	TFL	Sacks	C-R	BK	PBU	INT	Hry.
2013											
2014	9/0	1	2	3	1-9	1.0-9	0-0	0	0	0	2
2015	10/6	17	17	34	5-13	1.0-8	0-0	0	0	0	2
2016	2/2	2	5	7	0-0	0.0-0	0-0	0	0	0	1
Totals	21/8	20	24	44	6-22	2.0-17	0-0	0	0	0	5

CAREER HONORS

- » Nebraska Scholar-Athlete Honor Roll (Spring, 2015)
- » NU Record for Most PBU by a Linebacker (4 vs. Wisconsin, 2015)
- » Brook Berringer Citizenship Team (2015)
- » Tom Osborne Citizenship Team (2015)

2016 SEASON NOTES

CAREER SINGLE-GAME HIGHS

- » Tackles - 8 vs. Michigan State (2015)
- » Tackles for Loss - 1, six times
- » Sacks - 1.0 at Fresno State (2014), at Rutgers (2015)

2016 SINGLE-GAME HIGHS

- » Tackles - 4 vs. Wyoming
- » Tackles for Loss - 0
- » Sacks - 0

2016 GAME-BY-GAME

	--Tackles--		-Sacks-				
Opponent	UT-AT-TT	TFL-Yds	No-Yds	FF-FR-Yds	Int-Yds	PBU	QBH
Fresno State	1-2-3	0-0	0.0-0	0-0-0	0-0	0	1
Wyoming	1-3-4	0-0	0.0-0	0-0-0	0-0	0	0
Oregon							
at Northwestern							
Illinois							
at Indiana							
Purdue							
at Wisconsin							
at Ohio State							
Minnesota							
Maryland							
at Iowa							
Totals	2-5-7	0-0	0.0-0	0-0-0	0-0	0	1

#4 **TOMMY ARMSTRONG JR. • Sr. • QB**CIBOLO, TEXAS
STEELE HS**CAREER STATS****Passing**

Year	G/GS	Comp-Att-Int	Pct.	Yds.	Y/G	LP	TD	Eff.R.
2012				Redshirt				
2013	9/8	68-131-8	51.9	966	107.3	99	9	124.31
2014	13/13	184-345-12	53.3	2,695	207.3	73	22	133.04
2015	12/12	222-402-16	55.2	3,030	252.5	55	22	128.64
2016	2/2	25-44-1	56.8	485	242.5	63	4	174.86
Totals	36/35	499-922-37	54.1	7,176	199.3	99	57	131.87

Rushing

Year	G/S	Att.	Gain	Loss	Net	Y/A	Y/G	Long	TDs
2012					Redshirt				
2013	9/8	67	277	75	202	3.0	22.4	24 vs. Georgia	2
2014	13/13	145	842	137	705	4.9	54.2	42 vs. McNeese St.	6
2015	12/12	98	563	163	400	4.1	37.6	32 at Illinois	7
2016	2/2	23	76	22	54	3.8	42.0	11 vs. Wyoming	3
Totals	36/35	333	1,758	397	1,361	4.1	37.8	42 vs. McNeese St.	18

CAREER HONORS

- » 2015 Team Captain
- » Foster Farms Bowl Offensive MVP (2015 vs. UCLA)
- » Big Ten Player of the Week (vs. Michigan State, vs. Southern Miss, 2015)
- » Honorable-Mention Big Ten All-Freshman Team (BTN, 2013)
- » Big Ten Freshman of the Week (vs. Michigan, 2013)
- » Nebraska Scholar-Athlete Honor Roll (Fall, 2012)
- » Brook Berringer Citizenship Team (2016)
- » Tom Osborne Citizenship Team (2016)

NEBRASKA RECORDS

- » Career 250-Yard Passing Games (12)
- » Career 300-Yard Passing Games (10)
- » Season 250-Yard Passing Games (tied record, 8 in 2015)
- » Season 300-Yard Passing Games (tied record, 6 in 2015)
- » Junior Class Passing Yards (3,030 in 2015)
- » Sophomore Class Passing Yards (2,695 in 2014)
- » Sophomore Class Passing TDs (22 in 2014)
- » Sophomore Class Total Offense (3,400 in 2014)
- » Bowl Game Passing Yards (381 vs. USC in 2014 Holiday Bowl)
- » Bowl Game Passing Completions (32 vs. USC in 2014 Holiday Bowl)
- » Bowl Game Passing Attempts (51 vs. USC in 2014 Holiday Bowl)
- » Bowl Game Passing TDs (3 vs. USC in 2014 Holiday Bowl)
- » Bowl Game Total Offense (422 vs. USC in 2014 Holiday Bowl)
- » Longest Pass in NU History and NCAA Bowl History (99 yards vs. Georgia, 2014 Gator Bowl)

2016 GAME-BY-GAME

Opponent	----- Passing -----				----- Rushing -----			
	Comp-Att-Int	Yds	TD	Lg	No.	Yds	TD	Lg
Fresno State	5-10-0	108	1	57	11	42	2	9
Wyoming	20-34-1	377	3	63	12	12	1	11
Oregon								
at Northwestern								
Illinois								
at Indiana								
Purdue								
at Wisconsin								
at Ohio State								
Minnesota								
Maryland								
at Iowa								
Totals	25-44-1	485	4	63	23	54	3	11

CAREER SINGLE-GAME HIGHS**Passing**

- » Attempts – 51 vs. USC (2014 Holiday Bowl)
- » Completions – 32 vs. USC (2014 Holiday Bowl)
- » Yards – 381 vs. USC (2014 Holiday Bowl)
- » Touchdowns – 4 at Iowa (2014), at Miami (2015)

Rushing

- » Rushes – 20 at Wisconsin (2014)
- » Yards – 131 vs. McNeese State (2014)
- » Touchdowns – 2 vs. Michigan State (2015), vs. Fresno State (2016)
- » Long Rush – 42 yards vs. McNeese State (2014)
- » Total Offense – 431 vs. Southern Miss (2015)

2016 SINGLE-GAME HIGHS**Passing**

- » Attempts – 34 vs. Wyoming
- » Completions – 20 vs. Wyoming
- » Yards – 377 vs. Wyoming
- » Touchdowns – 3 vs. Wyoming

Rushing

- » Rushes – 11 vs. Fresno State
- » Yards – 42 vs. Fresno State
- » Touchdowns – 2 vs. Fresno State
- » Long Rush – 11 vs. Wyoming
- » Total Offense – 389 vs. Wyoming

2016 SEASON NOTES

- » Against Fresno State, became the second player in school history to surpass 8,000 career total offense yards, joining Taylor Martinez. Has 8,537 yards of total offense in his career, second at Nebraska behind Martinez's 10,233 career total offensive yards.
- » Threw for three touchdown passes against Wyoming, pushing his career total to 57 touchdown passes, setting a Nebraska career record for touchdown passes.
- » 20-of-34 passes for 377 yards against Wyoming, his 11th career 300-yard passing game. His 377 passing yards pushed his career total to 7,176 yards. Armstrong is the second player in school history with 7,000 passing yards, joining Taylor Martinez who had 7,258 passing yards.

#5 **DEDRICK YOUNG • So. • LB**PEORIA, ARIZ.
CENTENNIAL HS**CAREER STATS**

Year	G/S	-----Tackles-----					Fum.			QB		
		UT	AT	TT	TFL	Sacks	C-R	BK	PBU	INT	Hry.	
2015	12/11	25	36	61	5-8	0.0-0	0-0	0	3	0	2	
2016	2/2	7	3	10	0-0	0.0-0	1-0	0	0	0	2	
Totals	14/13	32	39	71	5-8	0.0-0	1-0	0	3	0	4	

2016 GAME-BY-GAME

Opponent	--Tackles--		-Sacks-		FF-FR-Yds	Int-Yds	PBU	QBH
	UT-AT-TT	TFL-Yds	No-Yds					
Fresno State	5-1-6	0-0	0.0-0		0-0-0	0-0	0	1
Wyoming	2-2-4	0-0	0.0-0		1-0-0	0-0	0	1
Oregon								
at Northwestern								
Illinois								
at Indiana								
Purdue								
at Wisconsin								
at Ohio State								
Minnesota								
Maryland								
at Iowa								
Totals	7-3-10	0-0	0.0-0		1-0-0	0-0	0	0

CAREER HONORS

- » Big Ten All-Freshman Team (BTN.com, ESPN.com)
- » Nebraska Newcomer of the Year Award (2015)
- » NU Record for Most Tackles by a True Freshman (61, 2015)
- » Nebraska Scholar-Athlete Honor Roll (Spring, 2015)
- » Brook Berringer Citizenship Team (2016)
- » Tom Osborne Citizenship Team (2016)

2016 SEASON NOTES

»

CAREER SINGLE-GAME HIGHS

- » Tackles - 11 at Illinois
- » Tackles for Loss – 2 at Illinois, at Rutgers
- » Sacks – 0

2016 SINGLE-GAME HIGHS

- » Tackles - 6 vs. Fresno State
- » Tackles for Loss – 0
- » Sacks – 0



#8 CHRIS JONES • Jr. • DB

 JACKSONVILLE, FLA.
SANDALWOOD HS

CAREER STATS

Year	G/S	-----Tackles-----					Fum.		QB		
		UT	AT	TT	TFL	Sacks	C-R	BK	PBU	INT	Hry.
2014	12/0	5	2	7	0	0.0-0	0-1	0	0	0	0
2015	13/7	21	4	25	2-7	1.0-5	0-0	0	5	2	0
2016	2/2	2	0	2	0-0	0.0-0	0-0	0	1	2	0
Totals	27/9	28	6	34	2-7	1.0-5	0-1	0	6	4	0

CAREER HONORS

- » Academic All-Big Ten (2015)
- » Nebraska Scholar-Athlete Honor Roll (Fall 2015; Spring, 2015)

2016 SEASON NOTES

- » Interception in each of the first two games of 2016

CAREER SINGLE-GAME HIGHS

- » Tackles - 3, five times (all in 2015)
- » Interceptions - 1, four times
- » Pass Breakups - 1, six times
- » Tackles for Loss - 1, twice (all in 2015)
- » Sacks - 1-5, vs. Southern Miss (2015)

2016 SINGLE-GAME HIGHS

- » Tackles - 1 vs. Fresno State
- » Tackles for Loss - 0
- » Pass Breakups - 1 vs. Fresno State
- » Interceptions - 1 vs. Fresno State, vs. Wyoming

2016 GAME-BY-GAME

Opponent	--Tackles--		-Sacks-		FF-FR-Yds	Int-Yds	PBU	QBH
	UT-AT-TT	TFL-Yds	No-Yds	FF-FR-Yds				
Fresno State	1-0-1	0-0	0.0-0	0-0-0	1-0	1	0	
Wyoming	1-0-1	0-0	0.0-0	0-0-0	1-27	0	0	
Oregon								
at Northwestern								
Illinois								
at Indiana								
Purdue								
at Wisconsin								
at Ohio State								
Minnesota								
Maryland								
at Iowa								
Totals	2-0-2	0-0	0.0-0	0-0-0	2-27	1	0	



#8 STANLEY MORGAN JR. • So. • WR

 NEW ORLEANS, LA.
ST. AUGUSTINE HS

CAREER STATS

Year	G/S	No.	Yds.	Y/R	Y/G	Long	TDs
2015	13/3	25	304	12.2	22.8	33 at Miami	2
2016	2/1	3	28	9.3	14.0	11 vs. Fresno State	0
Totals	15/4	28	332	11.9	22.1	33 at Miami	2

CAREER HONORS

- » BTN.com All-Freshman Team (2015)
- » Nebraska Newcomer of th Year (2015)

2016 GAME-BY-GAME

Opponent	Rec.	Yds	TD	Lg
Fresno State	1	11	0	11
Wyoming	2	17	0	9
Oregon				
at Northwestern				
Illinois				
at Indiana				
Purdue				
at Wisconsin				
at Ohio State				
Minnesota				
Maryland				
at Iowa				
Totals	3	28	0	11

CAREER SINGLE-GAME HIGHS

- » Receptions - 4 at Miami
- » Receiving Yards - 78 at Miami
- » Touchdowns - 1, three times

2016 SINGLE-GAME HIGHS

- » Receptions - 2 vs. Wyoming
- » Receiving Yards - 17 vs. Wyoming
- » Touchdowns - 0

2016 SEASON NOTES

»



#10 JOSHUA KALU • Jr. • CB

 HOUSTON, TEXAS
ALIEF TAYLOR HS

CAREER STATS

Year	G/S	-----Tackles-----					Fum.		QB		
		UT	AT	TT	TFL	Sacks	C-R	BK	PBU	INT	Hry.
2014	13/2	20	7	27	1-1	0.0-0	2-1	0	3	1	1
2015	13/13	51	24	75	5-27	1.0-8	0-0	1	7	3	1
2016	2/2	7	3	10	1-6	1.0-6	0-0	0	2	0	2
Totals	28/17	78	34	112	7-34	2.0-14	2-1	1	12	4	4

CAREER HONORS

- » Lott IMPACT Trophy Watch List (2016)
- » Honorable-Mention All-Big Ten (Coaches, 2015)
- » Academic All-Big Ten (2015)
- » Nebraska Scholar-Athlete Honor Roll (Spring, 2015)
- » Brook Berringer Citizenship Team (2015, 2016)
- » Tom Osborne Citizenship Team (2015, 2016)

2016 GAME-BY-GAME

Opponent	--Tackles--		-Sacks-		FF-FR-Yds	Int-Yds	PBU	QBH
	UT-AT-TT	TFL-Yds	No-Yds	FF-FR-Yds				
Fresno State	6-1-7	1-6	1.0-6	0-0-0	0-0	1	2	
Wyoming	1-2-3	0-0	0.0-0	0-0-0	0-0	1	0	
Oregon								
at Northwestern								
Illinois								
at Indiana								
Purdue								
at Wisconsin								
at Ohio State								
Minnesota								
Maryland								
at Iowa								
Totals	7-3-10	1-6	1.0-6	0-0-0	0-0	2	2	

2016 SEASON NOTES

- » Had a six-yard sack against Fresno State, marking his second career sack

CAREER SINGLE-GAME HIGHS

- » Tackles - 9 vs. BYU (2015), vs. Wisconsin (2015)
- » Tackles for Loss - 2 vs. BYU (2015)
- » Pass Breakups - 4 vs. Wisconsin (2015)
- » Interceptions - 1, four times
- » Long Interception Return - 41 yds. (TD) at Minnesota (2015)

2016 SINGLE-GAME HIGHS

- » Tackles - 7 vs. Fresno State
- » Tackles for Loss - 1 vs. Fresno State
- » Pass Breakups - 1 vs. Fresno State, vs. Wyoming
- » Interceptions - 0

#11 **CETHAN CARTER • Sr. • TE**NEW ORLEANS, LA.
ARCHBISHOP RUMMEL HS**CAREER STATS**

Year	G/S	No.	Yds.	Y/R	Y/G	Long	TDs
2013	13/6	10	127	12.7	9.8	26 vs. S. Dakota St.	0
2014	9/8	6	98	16.3	10.9	34 at Iowa	1
2015	11/11	24	329	13.7	29.9	55 at Illinois	2
2016	2/2	2	20	10.0	10.0	11 vs. Wyoming	0
Totals	35/27	42	574	13.7	16.4	55 at Illinois	3

CAREER HONORS

- » Honorable-Mention All-Big Ten (Media, 2015)
- » Nebraska Most Improved Player (2015)
- » True Freshman All-American (247Sports, 2013)
- » Honorable-Mention Big Ten All-Freshman Team (BTN, 2013)

2016 GAME-BY-GAME

Opponent	Rec.	Yds	TD	Lg
Fresno State	0	0	0	0
Wyoming	2	20	0	11
Oregon				
at Northwestern				
Illinois				
at Indiana				
Purdue				
at Wisconsin				
at Ohio State				
Minnesota				
Maryland				
at Iowa				
Totals	2	20	0	11

CAREER SINGLE-GAME HIGHS


- » Receptions - 4 at Rutgers (2013), vs. Iowa (2015)
- » Receiving Yards - 75 vs. Iowa (2015)
- » Touchdowns - 1, four times

2016 SINGLE-GAME HIGHS

- » Receptions - 2 vs. Wyoming
- » Receiving Yards - 20 vs. Wyoming
- » Touchdowns - 0

2016 SEASON NOTES

»

#15 **DE'MORNAY PIERSON-EL • Jr. • WR/PR**ALEXANDRIA, VA.
WEST POTOMAC HS**CAREER STATS**

Receiving							
Year	G/S	No.	Yds.	Y/R	Y/G	Long	TDs
2014	13/6	23	321	14.0	24.7	46 at Northwestern	4
2015	5/1	12	111	9.3	22.2	19 vs. Wisconsin	1
2016	2/0	1	9	9.0	4.5	9 vs. Wyoming	0
Totals	20/7	36	441	12.3	22.1	46 at Northwestern	5

Punt Returns

Year	G/S	No.	Yds.	Y/R	Y/G	Long	TDs
2014	13/6	34	596	17.5	45.8	86 at Fresno State	3
2015	5/1	4	48	12.0	9.6	42 at Minnesota	0
2016	2/0	0	0	0.0	0.0	0	0
Totals	20/7	38	644	16.9	32.2	86 at Fresno State	3

CAREER HONORS

- » Second-Team All-American (USA Today, SI, FWAA, 2014)
- » Third-Team All-American (Athlon, 2014)
- » Freshman All-American (Scout, 247 Sports, USA Today, 2014)
- » 2014 Jet Award Punt Returner of the Year
- » 2x Big Ten Special Teams Player of the Week (Fresno State, Iowa, 2014)
- » NU Freshman Record - Long Punt Return, Punt Return Yards & TDs
- » NU Bowl Record for Receptions (8 vs. USC, 2014 Holiday Bowl)
- » Nebraska Special Teams MVP (2015)
- » Nebraska Scholar-Athlete Honor Roll (Fall, 2014)
- » Nebraska Student-Athlete HERO Leadership Award (2015)
- » Brook Berringer Citizenship Team (2015, 2016)
- » Tom Osborne Citizenship Team (2015, 2016)

2016 GAME-BY-GAME

Opponent	----- Receiving -----				----- Punt Returns -----			
	No.	Yds	TD	Lg	No.	Yds	TD	Lg
Fresno State	0	0	0	0	0	0	0	0
Wyoming	1	9	0	9	0	0	0	0
Oregon								
at Northwestern								
Illinois								
at Indiana								
Purdue								
at Wisconsin								
at Ohio State								
Minnesota								
Maryland								
at Iowa								
Totals	1	9	0	9	0	0	0	0

CAREER SINGLE-GAME HIGHS

- » Receptions - 8 vs. USC (2014 Holiday Bowl)
- » Receiving Yards - 102 vs. USC (2014 Holiday Bowl)
- » Receiving TDs - 1, five times

2016 SINGLE-GAME HIGHS

- » Receptions - 1 vs. Wyoming
- » Receiving Yards - 9 vs. Wyoming
- » Receiving TDs - 0

- » Punt Return Yards - 150 at Fresno State
- » Punt Return TDs - 1, three times

- » Punt Return Yards - 0
- » Punt Return TDs - 0

- » All-Purpose Yards - 150, twice

- » All-Purpose Yards - 9 vs. Wyoming

2016 SEASON NOTES

»



#15 MICHAEL ROSE-IVEY • Sr. • LB

 KANSAS CITY, MO.
ROCKHURST HS

CAREER STATS

		(------Tackles-----)					Fum.				QB
Year	G/S	UT	AT	TT	TFL	Sacks	C-R	BK	PBU	INT	Hry.
2012		Redshirt									
2013	12/7	39	27	66	6-8	0.0-0	0-0	0	1	0	2
2014		Injured--Did Not Play									
2015	7/3	11	16	27	3-3	0.0-0	0-0	0	1	0	1
2016	2/0	2	4	6	1-4	0.5-4	0-0	0	0	0	0
Totals	21/10	52	47	99	10-15	0.5-4	0-0	0	2	0	3

CAREER HONORS

- » Big Ten All-Freshman Team (BTN, 2013)
- » Nebraska Freshman Tackle Record (66, 2013)
- » Academic All-Big Ten (2013)
- » Nebraska Scholar-Athlete Honor Roll (Fall, 2012)
- » Nebraska Student-Athlete HERO Leadership Award (2013)
- » Brook Berringer Citizenship Team (2013)

2016 SEASON NOTES

- » Shared first career sack against Wyoming

CAREER SINGLE-GAME HIGHS

- » Tackles – 17 vs. Iowa (2013)
- » Solo Tackles - 8 vs. Iowa (2013)
- » Tackles for Loss – 4 vs. Iowa (2013)
- » Sacks - 0.5 vs. Wyoming (2016)

2016 SINGLE-GAME HIGHS

- » Tackles – 5 vs. Wyoming
- » Tackles for Loss – 1 vs. Wyoming
- » Sacks – 0.5 vs. Wyoming

2016 GAME-BY-GAME

Opponent	--Tackles--		-Sacks-		FF-FR-Yds	Int-Yds	PBU	QBH
	UT-AT-TT	TFL-Yds	No-Yds	No-Yds				
Fresno State	0-1-1	0-0	0.0-0	0.0-0	0-0-0	0-0	0	0
Wyoming	2-3-5	1-4	0.5-4	0.0-0	0-0-0	0-0	0	0
Oregon								
at Northwestern								
Illinois								
at Indiana								
Purdue								
at Wisconsin								
at Ohio State								
Minnesota								
Maryland								
at Iowa								
Totals	2-4-6	1-4	0.5-4	0.0-0	0-0	0	0	0



#17 RYKER FYFE • Sr. • QB

 GRAND ISLAND, NEB.
GRAND ISLAND HS

CAREER STATS

Passing

Year	G/GS	Comp-Att-Int	Pct.	Yds.	Y/G	LP	TD	Eff.R.
2012		Redshirt						
2013	1/0	1-1-0	100.0	5	5.0	5	0	140.03
2014	7/0	4-10-0	40.0	40	5.7	12	1	106.60
2015	2/1	34-55-5	61.8	440	220	52	5	140.84
2016	2/0	2-4-0	50.0	41	20.5	35	1	218.60
Totals	12/1	41-70-5	58.6	526	43.8	52	7	140.41

Rushing

Year	G/S	Att.	Gain	Loss	Net	Y/A	Y/G	Long	TDs
2012		Redshirt							
2013	1/0	1	3	0	3	3.0	3.0	3 vs. S. Dakota St.	0
2014	7/0	7	52	5	47	6.7	6.7	15 vs. Fla. Atlantic	0
2015	2/1	7	15	50	-35	-5.0	-17.5	7 at Purdue	0
2016	2/0	1	5	0	5	5.0	2.5	5 vs. Fresno State	0
Totals	12/1	16	75	55	20	1.25	1.7	15 vs. Fla. Atlantic	0

CAREER HONORS

- » Nebraska Scholar-Athlete Honor Roll (Fall, 2012)
- » Brook Berringer Citizenship Team (2013)
- » Nebraska Student-Athlete HERO Leadership Award (2013)

2016 SEASON NOTES

- » Threw a 35-yard touchdown pass on his only attempt against Wyoming.

CAREER SINGLE-GAME HIGHS

Passing

- » Attempts – 48 at Purdue (2015)
- » Completions – 29 at Purdue (2015)
- » Yards – 407 at Purdue (2015)
- » Touchdowns – 4 at Purdue (2015)

Rushing

- » Rushes – 7 at Purdue (2015)
- » Yards – 29 vs. Florida Atlantic (2014)

2016 SINGLE-GAME HIGHS

Passing

- » Attempts – 3 vs. Fresno State
- » Completions – 1 vs. Fresno State, vs. Wyoming
- » Yards – 35 vs. Wyoming
- » Touchdowns – 1 vs. Wyoming

Rushing

- » Rushes – 1 vs. Fresno State
- » Yards – 5 vs. Fresno State



#18 TRE BRYANT • Fr. • IB

ST. LOUIS, MO.
CHRISTIAN BROTHERS COLLEGE

CAREER STATS

Rushing

Year	G/S	Att.	Gain	Loss	Net	Y/A	Y/G	Long	TDs
2016	2/0	12	73	3	70	5.8	35.0	13 vs. Fresno State	1
Totals	2/0	12	73	3	70	5.8	35.0	13 vs. Fresno State	1

Kick Returns

Year	G/S	No.	Yds.	Y/R	Y/G	Long	TDs
2016	2/0	3	73	24.3	36.5	32 vs. Fresno State	0
Totals	2/0	3	73	24.3	36.5	32 vs. Fresno State	0

2016 SEASON NOTES

» Scored a touchdown in season opener

2016 SINGLE-GAME HIGHS

» Rushes – 5 vs. Fresno State
 » Rushing Yards – 36 vs. Fresno State
 » Rushing TDs – 1 vs. Fresno State

» Kick Return Yards – 32 vs. Fresno State
 » Kick Return TDs – 0

» All-Purpose Yards – 68 vs. Fresno State

2016 GAME-BY-GAME

Opponent	----- Rushing -----				----- Kick Returns -----			
	No.	Yds	TD	Lg	No.	Yds	TD	Lg
Fresno State	5	36	1	13	1	32	0	32
Wyoming	7	34	0	11	2	41	0	24
Oregon								
at Northwestern								
Illinois								
at Indiana								
Purdue								
at Wisconsin								
at Ohio State								
Minnesota								
Maryland								
at Iowa								
Totals	12	70	1	13	3	73	0	32



#22 DEVINE OZIGBO • So. • IB

SACHSE, TEXAS
SACHSE HS

CAREER STATS

Year	G/S	Att.	Gain	Loss	Net	Y/A	Y/G	Long	TDs
2015	11/0	38	212	3	209	5.5	19.0	31 at Illinois	1
2016	2/1	32	152	5	147	4.6	73.5	17 vs. Fresno State	3
Totals	13/1	70	364	5	356	5.1	27.6	31 at Illinois	4

2016 SEASON NOTES

» Rushed 17 times for a career-high 103 yards and a career-best two touchdowns against Fresno State. Had one rushing touchdown last season as a true freshman.

» Made first career start against Wyoming. Rushed for 44 yards and one touchdown on 15 carries. Also caught a 39-yard pass.

CAREER SINGLE-GAME HIGHS

» Rushes - 20 vs. UCLA (2015)
 » Rushing Yards – 103 vs. Fresno State (2016)
 » Rushing Touchdowns – 2 vs. Fresno State (2016)

2016 SINGLE-GAME HIGHS

» Rushes - 17 vs. Fresno State
 » Rushing Yards – 103 vs. Fresno State
 » Rushing Touchdowns – 2 vs. Fresno State

2016 GAME-BY-GAME

Opponent	----- Rushing -----				----- Receiving -----			
	No.	Yds	TD	Lg	No.	Yds	TD	Lg
Fresno State	17	103	2	17	1	5	0	5
Wyoming	15	44	1	9	1	39	0	39
Oregon								
at Northwestern								
Illinois								
at Indiana								
Purdue								
at Wisconsin								
at Ohio State								
Minnesota								
Maryland								
at Iowa								
Totals	32	147	3	17	2	44	0	39



#25 NATE GERRY • Sr. • S

 SIOUX FALLS, S.D.
WASHINGTON HS

CAREER STATS

Year	G/S	Tackles					Fum.		PBU	INT	QB Hry.
		UT	AT	TT	TFL	Sacks	C-R	BK			
2013	13/3	18	14	32	2-3	0.0-0	0-0	0	0	0	1
2014	13/13	49	39	88	7-9	0.5-2	2-1	0	4	5	3
2015	13/13	49	30	79	3-12	1.0-9	1-0	0	7	4	0
2016	1/1	4	3	7	1-1	0.0-0	0-0	0	1	2	0
Totals	40/30	120	86	206	13-25	1.5-11	3-1	0	12	11	4

CAREER HONORS

- » 2015, 2016 Team Captain
- » Third-Team All-Big Ten (Media, 2015)
- » 2015 Lott Trophy Watch List
- » Second-Team All-Big Ten (Media, 2014)
- » Honorable-Mention All-Big Ten (Coaches, 2014, 2015)
- » Big Ten Defensive Player of the Week (Iowa, 2014; Wyoming, 2016)
- » Nebraska Defensive Co-MVP (2014)
- » Honorable-Mention Big Ten All-Freshman Team (BTN, 2013)
- » Brook Berringer Citizenship Team (2016)
- » Tom Osborne Citizenship Team (2016)

2016 GAME-BY-GAME

Opponent	--Tackles--		TFL-Yds	-Sacks- No-Yds	FF-FR-Yds	Int-Yds	PBU	QBH	
	UT-AT-TT	-- Did Not Play --							
Fresno State									
Wyoming	4	3	7	1-1	0-0-0	0-0-0	2-8	1	0
Oregon									
at Northwestern									
Illinois									
at Indiana									
Purdue									
at Wisconsin									
at Ohio State									
Minnesota									
Maryland									
at Iowa									
Totals	4	3	7	1-1	0-0-0	0-0-0	2-8	1	0

2016 SEASON NOTES

- » Intercepted a pair of passes in the fourth quarter against Wyoming, marking his 10th and 11th career interceptions, tying him for fourth place on the NU career chart. Had seven tackles, pushing his career total to 206, becoming the fifth Husker defensive back to record 200 career tackles.
- » 11 career interceptions are tied for the national lead in FBS.

CAREER SINGLE-GAME HIGHS

- » Tackles – 15 at Iowa (2014)
- » Tackles for Loss – 4 at Purdue (2013)
- » Pass Breakups – 2, four times
- » Interceptions – 2 vs. Wyoming (2016)
- » Long Interception Return – 54 vs. Illinois (2014)

2016 SINGLE-GAME HIGHS

- » Tackles - 7 vs. Wyoming
- » Tackles for Loss – 1 vs. Wyoming
- » Pass Breakups – 1 vs. Wyoming
- » Interceptions – 2 vs. Wyoming



#24 AARON WILLIAMS • So. • S

 ATLANTA, GA.
CARVER HS

CAREER STATS

Year	G/S	Tackles					Fum.		PBU	INT	QB Hry.
		UT	AT	TT	TFL	Sacks	C-R	BK			
2015	13/3	17	7	24	3-9	0.0-0	0-0	0	0	0	0
2016	2/1	3	2	5	1-1	0.0-0	0-0	0	2	1	0
Totals	15/4	20	9	29	4-10	0.0-0	0-0	0	2	1	0

CAREER HONORS

- » Nebraska Scholar-Athlete Honor Roll (Spring, 2015)

2016 SEASON NOTES


- » Had his first career interception against Wyoming.

CAREER SINGLE-GAME HIGHS

- » Tackles - 7 at Purdue
- » Tackles for Loss – 1, four times
- » Pass Breakups – 1 vs. Fresno State, vs. Wyoming (2016)
- » Interceptions – 1 vs. Wyoming (2016)

2016 SINGLE-GAME HIGHS

- » Tackles - 5 vs. Fresno State
- » Tackles for Loss – 1 vs. Fresno State
- » Pass Breakups – 1 vs. Fresno State, vs. Wyoming
- » Interceptions – 1 vs. Wyoming



#26 KIERON WILLIAMS • Jr. • S

 SHREVEPORT, LA.
AIR FORCE PREP/C.E. BYRD HS

CAREER STATS

Year	G/S	Tackles					Fum.		PBU	INT	QB Hry.
		UT	AT	TT	TFL	Sacks	C-R	BK			
2014	13/0	4	5	9	1-1	0.0-0	0-0	3	0	0	0
2015	13/0	5	2	7	0-0	0.0-0	0-0	0	0	0	0
2016	2/2	10	5	15	1-0	0.0-0	0-0	0	0	2	0
Totals	28/2	19	12	31	2-1	0.0-0	0-0	3	0	2	0

CAREER HONORS

- » Brook Berringer Citizenship Team (2015, 2016)
- » Tom Osborne Citizenship Team (2015, 2016)

2016 SEASON NOTES

- » Had a career-high 10 tackles and his first career interception against Fresno State. Previous high in tackles was two and he entered the game with 16 career tackles.
- » Had a 23-yard interception return for a touchdown against Wyoming. It marked the second straight week Williams had an interception and was Nebraska's first INT for a touchdown since Joshua Kalu had a 41-yard pick-six at Minnesota in 2015.

CAREER SINGLE-GAME HIGHS

- » Tackles - 10 vs. Fresno State (2016)
- » Tackles for Loss – 1, vs. Illinois (2014), vs. Fresno State (2016)
- » Pass Breakups – 0
- » Interceptions – 1 vs. Fresno State (2016), vs. Wyoming (2016)

2016 SINGLE-GAME HIGHS

- » Tackles - 10 vs. Fresno State
- » Tackles for Loss – 1 vs. Fresno State
- » Pass Breakups – 0
- » Interceptions – 1 vs. Fresno State, vs. Wyoming

2016 GAME-BY-GAME

	--Tackles--		-Sacks-				
Opponent	UT-AT-TT	TFL-Yds	No-Yds	FF-FR-Yds	Int-Yds	PBU	QBH
Fresno State	6-4-10	1-0	0.0-0	0-0-0	1-8	0	0
Wyoming	4-1-5	0-0	0.0-0	0-0-0	1-23	0	0
Oregon							
at Northwestern							
Illinois							
at Indiana							
Purdue							
at Wisconsin							
at Ohio State							
Minnesota							
Maryland							
at Iowa							
Totals	10-5-15	1-0	0.0-0	0-0-0	2-31	0	0

#34 **DREW BROWN • Jr. • PK**SOUTHLAKE, TEXAS
SOUTHLAKE CARROLL HS**CAREER STATS**

Year	G/S	PAT	FG	Pct.	TP	PPG	0-19	20-29	30-39	40-49	50+	Lg
2014	13/13	59/59	14/21	66.7	101	7.8	1-1	4-5	7-8	2-6	0-1	44
2015	13/13	45/47	21/27	77.8	107	8.2	0-0	6-7	2-3	12-14	1-3	50
2016	2/2	11/11	1/1	100.0	14	7.0	0-0	1-1	0-0	0-0	0-0	29
Totals	28/28	115/117	36/49	73.9	222	7.9	1-1	11-13	9-11	14-20	1-4	50

2016 GAME-BY-GAME

Opponent	XP-ATT	FG-ATT	Lg	Blk	Pts
Fresno State	4-4	0-0	0	0	4
Wyoming	7-7	1-1	29	0	10
Oregon					
at Northwestern					
Illinois					
at Indiana					
Purdue					
at Wisconsin					
at Ohio State					
Minnesota					
Maryland					
at Iowa					
Totals	11-11	1-1	29	0	14

CAREER HONORS

- » Second-Team All-Big Ten (Media, AP, 2015)
- » Honorable-Mention All-Big Ten (Coaches, 2015)
- » Two-Time Nebraska Scholar-Athlete Honor Roll
- » Brook Berringer Citizenship Team (2015, 2016)
- » Tom Osborne Citizenship Team (2015, 2016)

CAREER SINGLE-GAME HIGHS


- » FGs – 5 vs. Southern Miss (2015)
- » Long FG – 50 vs. Southern Miss (2015)
- » PATs – 7 at Fresno State (2014), vs. Wyoming (2016)

2016 SINGLE-GAME HIGHS

- » FGs – 1 vs. Wyoming
- » Long FG – 29 vs. Wyoming
- » PATs – 7 vs. Wyoming

2016 SEASON NOTES

» Was 1-of-1 on field goals against Wyoming, extending his streak of consecutive field goals made to 12. His streak is tied for the third-longest in school history. Also made seven extra points to increase his career scoring total to 222, which ties him with Tommie Frazier and Byron Bennett for 10th place.

#34 **TERRELL NEWBY • Sr. • IB**LOS ANGELES, CALIF.
CHAMINADE HS**CAREER STATS**

Year	G/S	Att.	Gain	Loss	Net	Y/A	Y/G	Long	TDs
2013	13/0	54	302	4	298	5.5	24.8	23 at Purdue	2
2014	13/0	67	302	5	297	4.4	22.8	43 vs. Florida Atlantic	5
2015	13/8	147	786	21	765	5.2	58.8	69 at Minnesota	5
2016	2/1	15	76	0	76	5.1	38.0	12 vs. Fresno State	0
Totals	41/9	283	1,466	30	1,436	5.1	35.0	69 at Minnesota	12

CAREER HONORS

- » Big Ten Player of the Week (vs. South Alabama, 2015)
- » Brook Berringer Citizenship Team (2015)
- » Tom Osborne Citizenship Team (2015)

2016 SEASON NOTES

»

CAREER SINGLE-GAME HIGHS

- » Rushes – 28 vs. South Alabama (2015)
- » Rushing Yards – 198 vs. South Alabama (2015)
- » Rushing Touchdowns – 2, four times

2016 SINGLE-GAME HIGHS

- » Rushes – 11 vs. Fresno State
- » Rushing Yards – 56 vs. Fresno State
- » Rushing Touchdowns – 0

2016 GAME-BY-GAME

Opponent	----- Rushing -----				----- Receiving -----			
	No.	Yds	TD	Lg	No.	Yds	TD	Lg
Fresno State	11	56	0	12	0	0	0	0
Wyoming	4	20	0	7	4	27	0	11
Oregon								
at Northwestern								
Illinois								
at Indiana								
Purdue								
at Wisconsin								
at Ohio State								
Minnesota								
Maryland								
at Iowa								
Totals	15	76	0	12	4	27	0	11



#35 CALEB LIGHTBOURN • Fr. • P

WASHOUGAL, WASH.
CAMAS HS

CAREER STATS

Year	G/S	No.	Yds.	Avg.	Long	TB	I20	Blk.
2016	2/2	7	239	34.1	44	0	1	1
Totals	2/2	7	239	34.1	44	0	1	1

2016 GAME-BY-GAME

Opponent	No.	Yds	Avg	Lg	Blkd	TB	I20
Fresno State	4	145	36.2	43	1	0	0
Wyoming	3	94	31.3	44	0	0	1
Oregon							
at Northwestern							
Illinois							
at Indiana							
Purdue							
at Wisconsin							
at Ohio State							
Minnesota							
Maryland							
at Iowa							
Totals	7	239	34.1	44	1	0	1

2016 SEASON NOTES

»

2016 SINGLE-GAME HIGHS

- » Long Punt – 44 vs. Wyoming
- » Single-Game Average – 36.2 vs. Fresno State
- » Punts Downed Inside Opponent 20 – 1 vs. Wyoming



#41 LUKE McNITT • RFr. • FB

KEARNEY, NEB.
NEBRASKA-KEARNEY/KEARNEY HS

CAREER STATS

Year	G/S	Att.	Gain	Loss	Net	Y/A	Y/G	Long	TDs
2014			Redshirt						
2015	5/0	0	0	0	0	0	0	0	0
2016	2/0	0	0	0	0	0	0	0	0
Totals	7/0	0	0	0	0	0	0	0	0

CAREER HONORS


- » Academic All-Big Ten (2015)

2016 SEASON NOTES

»

2016 SINGLE-GAME HIGHS

- » Rushes - 0
- » Rushing Yards – 0
- » Rushing Touchdowns – 0
- » Rushing Touchdowns – 0
- » Single Game High Tackles – 2 vs. Fresno State
- » Season Total Tackles – 3



#44 MICK STOLTENBERG • So. • DL

GRETNA, NEB.
GRETNA HS

CAREER STATS

(-----Tackles-----)										
Year	G/S	UT	AT	TT	TFL	Sacks	Fum. C-R	BK	PBU	QB Hry.
2014										
2015	9/0	2	0	2	1-6	1.0-6	0-1	0	0	0
2016	1/1	1	1	2	0-0	0.0-0	0-0	0	0	0
Totals	10/1	3	1	4	1-6	1.0-6	0-1	0	0	0

CAREER HONORS

- » Three-Time Nebraska Scholar-Athlete Honor Roll

2016 SEASON NOTES

»

CAREER SINGLE-GAME HIGHS


- » Tackles - 2 vs. Fresno State (2016)
- » Tackles for Loss – 1 vs. South Alabama (2015)
- » Sacks – 1 vs. South Alabama (2015)

2016 SINGLE-GAME HIGHS

- » Tackles - 2 vs. Fresno State
- » Tackles for Loss – 0
- » Sacks – 0

2016 GAME-BY-GAME

Opponent	--Tackles--		-Sacks-		FF-FR-Yds	Int-Yds	PBU	QBH
	UT-AT-TT	TFL-Yds	No-Yds	No-Yds				
Fresno State	1-1-2	0-0	0.0-0	0.0-0	0-0-0	0-0	0	0
Wyoming	-- Did Not Play Due to Injury--							
Oregon								
at Northwestern								
Illinois								
at Indiana								
Purdue								
at Wisconsin								
at Ohio State								
Minnesota								
Maryland								
at Iowa								
Totals	1-1-2	0-0	0.0-0	0.0-0	0-0-0	0-0	0	0



#49 CHRIS WEBER • Jr. • LB

ELKHORN, NEB.
ELKHORN HS

CAREER STATS

Year	G/S	Tackles					Fum.		PBU	INT	QB Hry.
		UT	AT	TT	TFL	Sacks	C-R	BK			
2013		Reshirt									
2014	13/0	3	3	6	0-0	0.0-0	0-0	0	0	0	0
2015	10/4	19	30	49	5-10	0.0-0	0-1	0	2	0	2
2016	2/0	2	4	6	0-0	0.0-0	0-0	0	0	0	0
Totals	25/4	24	37	61	5-10	0.0-0	0-1	0	2	0	2

CAREER HONORS

- » Big Ten Distinguished Scholar (2015)
- » CoSIDA Academic All-District VII (2015)
- » Academic All-Big Ten (2014, 2015)
- » Nebraska Walk-On of the Year (2015)
- » Six-Time Nebraska Scholar-Athlete Honor Roll
- » Brook Berringer Citizenship Team (2014, 2015, 2016)
- » Tom Osborne Citizenship Team (2014, 2015, 2016)

2016 GAME-BY-GAME

Opponent	Tackles		Sacks		FF-FR-Yds	Int-Yds	PBU	QBH
	UT	AT	No	Yds				
Fresno State	1-2	3	0	0	0-0-0	0-0	0	0
Wyoming	1-2	3	0	0	0-0-0	0-0	0	0
Oregon								
at Northwestern								
Illinois								
at Indiana								
Purdue								
at Wisconsin								
at Ohio State								
Minnesota								
Maryland								
at Iowa								
Totals	2-4	6	0	0	0-0-0	0-0	0	0

2016 SEASON NOTES

»

CAREER SINGLE-GAME HIGHS

- » Tackles - 17 at Illinois (2015)
- » Tackles for Loss - 3 at Illinois (2015)
- » Sacks - 0

2016 SINGLE-GAME HIGHS

- » Tackles - 3 vs. Fresno State, vs. Wyoming
- » Tackles for Loss - 0
- » Sacks - 0



#52 JOSH BANDERAS • Sr. • LB

LINCOLN, NEB.
SOUTHWEST HS

CAREER STATS

Year	G/S	Tackles					Fum.		PBU	INT	QB Hry.
		UT	AT	TT	TFL	Sacks	C-R	BK			
2013	13/4	12	16	28	3-9	2.0-8	0-0	0	1	0	1
2014	12/6	19	31	50	2-5	0.0-0	0-0	0	0	0	1
2015	9/9	34	27	61	7-10	0.0-0	0-0	0	2	0	1
2016	2/2	3	6	9	0-0	0.0-0	0-0	0	0	0	1
Totals	36/21	68	80	148	12-24	2.0-8	0-0	0	3	0	4

CAREER HONORS

- » 2016 Team Captain
- » True Freshman All-American (247 Sports, 2013)
- » Honorable-Mention Big Ten All-Freshman Team (BTN, 2013)
- » Four-Time Nebraska Scholar-Athlete Honor Roll
- » Nebraska Student-Athlete HERO Leadership Award (2016)
- » Brook Berringer Citizenship Team (2014, 2016)
- » Tom Osborne Citizenship Team (2014, 2016)

2016 GAME-BY-GAME

Opponent	Tackles		Sacks		FF-FR-Yds	Int-Yds	PBU	QBH
	UT	AT	No	Yds				
Fresno State	1-1	2	0	0	0-0-0	0-0	0	0
Wyoming	2-5	7	0	0	0-0-0	0-0	0	1
Oregon								
at Northwestern								
Illinois								
at Indiana								
Purdue								
at Wisconsin								
at Ohio State								
Minnesota								
Maryland								
at Iowa								
Totals	3-6	9	0	0	0-0-0	0-0	0	1

2016 SEASON NOTES

»

CAREER SINGLE-GAME HIGHS

- » Tackles - 14 vs. USC (2014 Holiday Bowl)
- » Tackles for Loss - 2, three times
- » Sacks - 1.0, twice

2016 SINGLE-GAME HIGHS

- » Tackles - 7 vs. Wyoming
- » Tackles for Loss - 0
- » Sacks - 0



#55 KEVIN MAURICE • Sr. • DT

 ORLANDO, FLA.
FREEDOM HS

CAREER STATS

	(-----Tackles-----)						Fum.				QB	
Year	G/S	UT	AT	TT	TFL	Sacks	C-R	BK	PBU	INT	Hry.	
2013	6/0	1	2	3	0-0	0.0-0	0-0	0	0	0	0	
2014	10/0	2	6	8	1-5	0.5-5	0-0	0	0	0	1	
2015	10/1	10	11	21	3-16	1.0-11	2-0	0	0	0	1	
2016	2/2	0	3	3	0-0	0.0-0	0-0	0	0	0	0	
Totals	28/3	13	22	35	4-21	1.5-16	2-0	0	0	0	2	

CAREER HONORS

- » Nebraska Scholar-Athlete Honor Roll (Fall, 2013; Spring 2015)
- » Brook Berringer Citizenship Team (2014, 2015)
- » Tom Osborne Citizenship Team (2014, 2015)

2016 SEASON NOTES

»

CAREER SINGLE-GAME HIGHS

- » Tackles - 8 at Illinois (2015)
- » Tackles for Loss - 1, four times
- » Sacks - 1 vs. South Alabama (2015)

2016 SINGLE-GAME HIGHS

- » Tackles - 2 vs. Fresno State
- » Tackles for Loss - 0
- » Sacks - 0

2016 GAME-BY-GAME

Opponent	--Tackles--		--Sacks--				PBU	QBH
	UT	AT	TFL	No-Yds	FF-FR-Yds	Int-Yds		
Fresno State	0-2	2	0-0	0.0-0	0-0-0	0-0	0	0
Wyoming	0-1	1	0-0	0.0-0	0-0-0	0-0	0	0
Oregon								
at Northwestern								
Illinois								
at Indiana								
Purdue								
at Wisconsin								
at Ohio State								
Minnesota								
Maryland								
at Iowa								
Totals	0-3	3	0-0	0.0-0	0-0-0	0-0	0	0



#63 TANNER FARMER • So. • OG

 HIGHLAND, ILL.
HIGHLAND HS

CAREER STATS

- » Games Played - 2 (2 in 2016)
- » Games Started - 2 (2 in 2016)

CAREER HONORS

- » Brook Berringer Citizenship Team (2016)
- » Tom Osborne Citizenship Team (2016)

2016 SEASON NOTES

- » Helped the Huskers rack up 550 yards of total offense against Wyoming.



#66 DYLAN UTTER • Sr. • C

 PAPILLION, NEB.
PAPILLION-LA VISTA HS

CAREER STATS

- » Games Played - 21 (6 in 2014; 13 in 2015; 2 in 2016)
- » Games Started - 16 (1 in 2014; 13 in 2015; 2 in 2016)

CAREER HONORS

- » 2016 Team Captain
- » Academic All-Big Ten (2015)
- » Three-Time Nebraska Scholar-Athlete Honor Roll
- » Brook Berringer Citizenship Team (2016)
- » Tom Osborne Citizenship Team (2016)

2016 SEASON NOTES

- » Helped the Huskers rack up 550 yards of total offense against Wyoming.



#68 NICK GATES • So. • OT

 LAS VEGAS, NEV.
BISHOP GORMAN HS

CAREER STATS

- » Games Played - 12 (10 in 2015; 2 in 2016)
- » Games Started - 12 (10 in 2015; 2 in 2016)

CAREER HONORS

- » Big Ten All-Freshman Team (BTN.com, ESPN.com)
- » BTN All-Bowl Team (2015)
- » Nebraska Scholar-Athlete Honor Roll (Fall 2015)
- » Brook Berringer Citizenship Team (2016)
- » Tom Osborne Citizenship Team (2016)

2016 SEASON NOTES

- » Named Profootball.com's top run-blocking offensive lineman in the country during Week 1.
- » Helped the Huskers rack up 550 yards of total offense against Wyoming.



#73 SAM HAHN • Sr. • OG

 DEWITT, NEB.
NORTH DAKOTA STATE/TRI-COUNTY HS

CAREER STATS

- » Games Played - 6 (1 in 2014; 3 in 2015; 2 in 2016)
- » Games Started - 2 (2 in 2016)

CAREER HONORS

- » Five-Time Nebraska Scholar-Athlete Honor Roll
- » Brook Berringer Citizenship Team (2016)
- » Tom Osborne Citizenship Team (2016)

2016 SEASON NOTES

- » Helped the Huskers rack up 550 yards of total offense against Wyoming.

#77 **DAVID KNEVEL • Sr. • OT**BRANTFORD, ONTARIO, CANADA
PAULINE JOHNSON COLLEGIATE**CAREER STATS**

- » Games Played - 15 (4 in 2014; 9 in 2015; 2 in 2016)
- » Games Started - 2 (2 in 2016)

CAREER HONORS

- » Nebraska Scholar-Athlete Honor Roll (Fall 2014; Spring 2016)
- » Brook Berringer Citizenship Team (2014, 2015, 2016)
- » Tom Osborne Citizenship Team (2014, 2015, 2016)

2016 SEASON NOTES

- » Helped the Huskers rack up 550 yards of total offense against Wyoming.

#82 **ALONZO MOORE • Sr. • WR**WINNFIELD, LA.
WINNFIELD SENIOR HS**CAREER STATS**

Year	G/S	No.	Yds.	Y/R	Y/G	Long	TDs
2012							
		Redshirt					
2013	10/2	6	75	12.5	7.5	19 vs. S. Dakota St.	0
2014	11/7	10	136	13.6	12.4	43 at Michigan State	0
2015	12/5	24	395	16.6	32.9	44 at Rutgers	6
2016	2/2	6	201	33.5	100.5	63 vs. Wyoming	2
Totals	35/16	46	807	17.5	23.1	63 vs. Wyoming	8

CAREER HONORS

- » Nebraska Scholar-Athlete Honor Roll (Fall, 2012)
- » Brook Berringer Citizenship Team (2016)
- » Tom Osborne Citizenship Team (2016)

2016 GAME-BY-GAME

Opponent	Rec.	Yds	TD	Lg
Fresno State	3	92	1	57
Wyoming	3	109	1	63
Oregon				
at Northwestern				
Illinois				
at Indiana				
Purdue				
at Wisconsin				
at Ohio State				
Minnesota				
Maryland				
at Iowa				
Totals	6	201	2	63

CAREER SINGLE-GAME HIGHS

- » Receptions - 5 vs. South Alabama (2015)
- » Receiving Yards - 109 vs. Wyoming (2016)
- » Touchdowns - 1, eight times

2015 SINGLE-GAME HIGHS

- » Receptions - 3 vs. Fresno State, vs. Wyoming
- » Receiving Yards - 109 vs. Wyoming
- » Touchdowns - 1 vs. Fresno State, vs. Wyoming

2016 SEASON NOTES

- » Had a 57-yard touchdown reception on the first play of the fourth quarter against Fresno State, marking the then longest reception of his career. Finished with a team-high three catches for a then-career-high 92 receiving yards. Also had a career-long 24-yard rush and had two carries for 34 yards.
- » Had a career day for the second straight week with three receptions for 109 yards, including a 63-yard touchdown reception, against Wyoming. Moore's yardage total was a career high, bettering his 92 yards against Fresno State. His 63-yard second-quarter touchdown was the longest of his career, passing his 57-yard touchdown catch against Fresno State.

#84 **SAM COTTON • Sr. • TE**LINCOLN, NEB.
SOUTHEAST HS**CAREER STATS**

Year	G/S	No.	Yds.	Y/R	Y/G	Long	TDs
2012							
		Redshirt					
2013	10/1	3	22	7.3	2.2	17 vs. Illinois	1
2014	13/4	3	41	13.7	3.2	23 vs. Rutgers	2
2015	13/7	3	35	11.7	2.9	13 vs. Southern Miss	0
2016	2/2	0	0	0.0	0.0	0	0
Totals	38/14	9	98	10.9	2.6	23 vs. Rutgers	3

CAREER HONORS

- » Academic All-Big Ten (2013, 2014, 2015)
- » Four-Time Nebraska Scholar-Athlete Honor Roll
- » Brook Berringer Citizenship Team (2014, 2016)
- » Tom Osborne Citizenship Team (2014, 2016)

2016 SEASON NOTES

- »

CAREER SINGLE-GAME HIGHS

- » Receptions - 1, nine times
- » Receiving Yards - 23 vs. Rutgers (2014)
- » Touchdowns - 1, three times

2016 SINGLE-GAME HIGHS

- » Receptions - 0
- » Receiving Yards - 0
- » Touchdowns - 0



#87 BRANDON REILLY • Sr. • WR

 LINCOLN, NEB.
SOUTHWEST HS

CAREER STATS

Year	G/S	No.	Yds.	Y/R	Y/G	Long	TDs
2012							
2013	10/0	3	24	8.0	2.4	10 at Penn State	0
2014	7/1	6	85	14.2	12.1	35 at Iowa	0
2015	13/6	40	754	18.9	58.0	52 at Purdue	4
2016	1/1	2	52	26.0	52.0	38 vs. Wyoming	0
Totals	32/8	51	915	17.9	28.6	52 at Purdue	4

CAREER HONORS

- » Academic All-Big Ten (2013, 2014, 2015)
- » Seven-Time Nebraska Scholar-Athlete Honor Roll

2016 GAME-BY-GAME

Opponent	Rec.	Yds	TD	Lg
Fresno State	-- Did Not Play --			
Wyoming	2	52	0	38
Oregon				
at Northwestern				
Illinois				
at Indiana				
Purdue				
at Wisconsin				
at Ohio State				
Minnesota				
Maryland				
at Iowa				
Totals	2	52	0	38

CAREER SINGLE-GAME HIGHS


- » Receptions – 5, three times
- » Receiving Yards – 112 vs. Southern Miss (2015)
- » Touchdowns – 1, four times

2016 SINGLE-GAME HIGHS

- » Receptions - 2 vs. Wyoming
- » Receiving Yards – 52 vs. Wyoming
- » Touchdowns – 0

2016 SEASON NOTES

»



#88 ROSS DZURIS • Sr. • DE

 PLATTSMOUTH, NEB.
PLATTSMOUTH HS

CAREER STATS

Year	G/S	Tackles				TFL	Sacks	Fum.	C-R	BK	PBU	INT	QB Hry.
		UT	AT	TT									
2012													
2013													
2014													
2015	13/4	14	10	24	9-19	2.5-10	0-0	0	0	0	0	0	5
2016	2/2	4	4	8	5-11	2.5-7	0-1	0	0	0	0	0	1
Totals	15/6	18	14	32	14-30	5.0-17	0-1	0	0	0	0	0	6

CAREER HONORS

- » Nebraska Most Improved Player (2015)
- » Three-Time Nebraska Scholar-Athlete Honor Roll

2016 SEASON NOTES

- » Career-high two sacks and a career-high three TFLs against Fresno State, Had 2.5 sacks as a junior in 2015.
- » Recovered first career fumble against Wyoming, returned it to the one-yard line, setting up a touchdown on the next play.

2016 GAME-BY-GAME

Opponent	--Tackles--	TFL-Yds	--Sacks--	FF-FR-Yds	Int-Yds	PBU	QBH
	UT-AT-TT		No-Yds				
Fresno State	3-1-4	3-6	2.0-4	0-0-0	0-0	0	0
Wyoming	1-3-4	2-5	0.5-3	0-1-9	0-0	0	1
Oregon							
at Northwestern							
Illinois							
at Indiana							
Purdue							
at Wisconsin							
at Ohio State							
Minnesota							
Maryland							
at Iowa							
Totals	4-4-8	5-11	2.5-7	0-1-9	0-0	0	1

CAREER SINGLE-GAME HIGHS

- » Tackles - 5 at Purdue (2015)
- » Tackles for Loss – 3 vs. Fresno State (2016)
- » Sacks – 2.0 vs. Fresno State (2016)

2016 SINGLE-GAME HIGHS

- » Tackles - 4 vs. Fresno State, vs. Wyoming
- » Tackles for Loss – 3 vs. Fresno State
- » Sacks – 2.0 vs. Fresno State



#91 FREEDOM AKINMOLADUN • So. • DE

 GRANDVIEW, MO.
GRANDVIEW HS

CAREER STATS

Year	G/S	Tackles				TFL	Sacks	Fum.	C-R	BK	PBU	INT	QB Hry.
		UT	AT	TT									
2014													
2015	11/4	11	10	21	7-45	4.5-36	0-0	0	0	0	0	0	4
2016	2/2	0	2	2	0-0	0.0-0	0-0	0	0	0	0	0	2
Totals	13/6	11	12	23	7-45	4.5-36	0-0	0	0	0	0	0	6

CAREER HONORS

- » Academic All-Big Ten (2015)
- » Big Ten All-Freshman Team (BTN.com, ESPN.com)
- » Two-Time Nebraska Scholar-Athlete Honor Roll
- » Nebraska Student-Athlete HERO Leadership Award (2015, 2016)
- » Brook Berringer Citizenship Team (2015, 2016)
- » Tom Osborne Citizenship Team (2015, 2016)

2016 GAME-BY-GAME

Opponent	--Tackles--	TFL-Yds	--Sacks--	FF-FR-Yds	Int-Yds	PBU	QBH
	UT-AT-TT		No-Yds				
Fresno State	0-1-1	0-0	0.0-0	0-0-0	0-0	0	0
Wyoming	0-1-1	0-0	0.0-0	0-0-0	0-0	0	2
Oregon							
at Northwestern							
Illinois							
at Indiana							
Purdue							
at Wisconsin							
at Ohio State							
Minnesota							
Maryland							
at Iowa							
Totals	0-2-2	0-0	0.0-0	0-0-0	0-0	0	2

2016 SEASON NOTES

»

CAREER SINGLE-GAME HIGHS

- » Tackles - 6 at Miami
- » Tackles for Loss – 2 vs. South Alabama (2015), vs. Southern Miss (2015)
- » Sacks – 2.0 vs. Southern Miss (2015)

2016 SINGLE-GAME HIGHS

- » Tackles - 1 vs. Fresno State, vs. Wyoming
- » Tackles for Loss – 0
- » Sacks – 0



#96 CARLOS DAVIS • RFr. • DL

BLUE SPRINGS, MO.
BLUE SPRINGS HS

CAREER STATS

		(------Tackles-----)					Fum.				QB	
Year	G/S	UT	AT	TT	TFL	Sacks	C-R	BK	PBU	INT	Hry.	
2015		Reshirt										
2016	2/1	2	4	6	0-0	0.0-0	0-0	0	0	0	0	
Totals	2/1	2	4	6	0-0	0.0-0	0-0	0	0	0	0	

CAREER HONORS

- » Brook Berringer Citizenship Team (2016)
- » Tom Osborne Citizenship Team (2016)

2016 SEASON NOTES

- » Made first career start against Wyoming and finished tied for third on the team with five tackles.

2016 GAME-BY-GAME

Opponent	--Tackles--		-Sacks-		FF-FR-Yds	Int-Yds	PBU	QBH
	UT-AT-TT	TFL-Yds	No-Yds					
Fresno State	0-1-1	0-0	0.0-0	0-0-0	0-0	0	0	
Wyoming	2-3-5	0-0	0.0-0	0-0-0	0-0	0	0	
Oregon								
at Northwestern								
Illinois								
at Indiana								
Purdue								
at Wisconsin								
at Ohio State								
Minnesota								
Maryland								
at Iowa								
Totals	2-4-6	0-0	0.0-0	0-0-0	0-0	0	0	

2016 SINGLE-GAME HIGHS

- » Tackles - 5 vs. Wyoming
- » Tackles for Loss - 0
- » Sacks - 0

[illegible]

TEAM STATISTICS	NU	OPP
SCORING	95	27
Points Per Game	47.5	13.5
Points Off Turnovers	35	0
FIRST DOWNS	45	33
Rushing	20	7
Passing	21	20
Penalty	4	6
RUSHING YARDAGE	430	162
Yards gained rushing	471	219
Yards lost rushing	41	57
Rushing Attempts	94	57
Average Per Rush	4.6	2.8
Average Per Game	215.0	81.0
TDs Rushing	7	1
PASSING YARDAGE	526	432
Comp-Att-Int	27-48-1	40-75-7
Average Per Pass	11.0	5.8
Average Per Catch	19.5	10.8
Average Per Game	263.0	216.0
TDs Passing	5	2
TOTAL OFFENSE	956	594
Total Plays	142	132
Average Per Play	6.7	4.5
Average Per Game	478.0	297.0
KICK RETURNS: #-Yards	4-118	7-142
PUNT RETURNS: #-Yards	0-0	3-42
INT RETURNS: #-Yards	7-70	1-13
KICK RETURN AVERAGE	29.5	20.3
PUNT RETURN AVERAGE	0.0	14.0
INT RETURN AVERAGE	10.0	13.0
FUMBLES-LOST	5-0	2-1
PENALTIES-Yards	14-173	11-71
Average Per Game	86.5	35.5
PUNTS-Yards	8-239	9-340
Average Per Punt	29.9	37.8
Net punt average	24.6	35.6
KICKOFFS-Yards	16-1026	6-380
Average Per Kick	64.1	63.3
Net kick average	41.2	35.3
TIME OF POSSESSION/Game	32:30	27:30
3RD-DOWN Conversions	13/25	7/25
3rd-Down Pct	52%	28%
4TH-DOWN Conversions	1/3	2/4
4th-Down Pct	33%	50%
SACKS BY-Yards	5-28	2-19
MISC YARDS	0	0
TOUCHDOWNS SCORED	13	3
FIELD GOALS-ATTEMPTS	1-1	2-5
ON-SIDE KICKS	0-0	0-0
RED-ZONE SCORES	(9-11) 82%	(4-6) 67%
RED-ZONE TOUCHDOWNS	(8-11) 73%	(2-6) 33%
PAT-ATTEMPTS	(12-12) 100%	(3-3) 100%
ATTENDANCE	179908	0
Games/Avg Per Game	2/89954	0/0
Neutral Site Games		0/0

GAME #3 VS. OREGON • SEPT. 17, 2016

2016 Nebraska Individual Statistics

RUSHING	GP-GS	ATT	GAIN	LOSS	NET	AVG	TD	LONG	AVG/G
Ozigbo, Devine	2-1	32	152	5	147	4.6	3	17	73.5
Newby, Terrell	2-1	15	76	0	76	5.1	0	12	38.0
Bryant, Tre	2-0	12	73	3	70	5.8	1	13	35.0
Armstrong Jr., Tommy	2-2	23	76	22	54	2.3	3	11	27.0
Moore, Alonzo	2-1	2	34	0	34	17.0	0	24	17.0
Wilbon, Mikale	1-0	1	16	0	16	16.0	0	16	16.0
Reilly, Brandon	1-1	1	12	0	12	12.0	0	12	12.0
Westerkamp, Jordan	2-0	1	9	0	9	9.0	0	9	4.5
Carter, Cethan	2-2	1	9	0	9	9.0	0	9	4.5
Fyfe, Ryker	2-0	1	5	0	5	5.0	0	5	2.5
Lighbourn, Caleb	2-0	1	4	0	4	4.0	0	4	2.0
Pierson-El, De'Mornay	2-0	2	5	7	-2	-1.0	0	5	-1.0
TEAM	2	2	0	4	-4	-2.0	0	0	-2.0
Total	2	94	471	41	430	4.6	7	24	215.0
Opponents	2	57	219	57	162	2.8	1	42	81.0

PASSING	G-S	EFFIC	CMP-ATT-INT	PCT	YDS	TD	LNG	AVG/G
Armstrong Jr., Tommy	2-2	174.86	25-44-1	56.8	485	4	63	242.5
Fyfe, Ryker	2-0	218.60	2-4-0	50.0	41	1	35	20.5
Total	2	178.51	27-48-1	56.2	526	5	63	263.0
Opponents	2	91.85	40-75-7	53.3	432	2	35	216.0

RECEIVING	G-GS	NO.	YDS	AVG	TD	LONG	AVG/G
Moore, Alonzo	2-1	6	201	33.5	2	63	100.5
Westerkamp, Jordan	2-0	5	111	22.2	2	55	55.5
Newby, Terrell	2-1	4	27	6.8	0	11	13.5
Morgan Jr., Stanley	2-1	3	28	9.3	0	11	14.0
Reilly, Brandon	1-1	2	52	26.0	0	38	52.0
Ozigbo, Devine	2-1	2	44	22.0	0	39	22.0
Carter, Cethan	2-2	2	20	10.0	0	11	10.0
Rahn, Gabe	2-0	1	35	35.0	1	35	17.5
Pierson-El, De'Mornay	2-0	1	9	9.0	0	9	4.5
Bryant, Tre	2-0	1	-1	-1.0	0	0	-0.5
Total	2	27	526	19.5	5	63	263.0
Opponents	2	40	432	10.8	2	35	216.0

PUNT RETURNS	NO.	YDS	AVG	TD	LONG
None					
Total	0	0	0.0	0	0
Opponents	3	42	14.0	0	25

INTERCEPTIONS	NO.	YDS	AVG	TD	LONG
Williams, Kieron	2	31	15.5	1	23
Gerry, Nathan	2	8	4.0	0	6
Jones, Chris	2	27	13.5	0	27
Williams, Aaron	1	4	4.0	0	4
Total	7	70	10.0	1	27
Opponents	1	13	13.0	0	13

KICK RETURNS	NO.	YDS	AVG	TD	LONG
Bryant, Tre	3	73	24.3	0	32
Nelson, Jordan	1	45	45.0	0	45
Total	4	118	29.5	0	45
Opponents	7	142	20.3	0	32

FUMBLE RETURNS	NO.	YDS	AVG	TD	LONG
Dzuris, Ross	1	9	9.0	0	9
Total	1	9	9.0	0	9
Opponents	0	0	0.0	0	0

FIELD GOALS	FGM-FGA	PCT	01-19	20-29	30-39	40-49	50-99	LG	BLK
Brown, Drew	1-1	100.0	0-0	1-1	0-0	0-0	0-0	29	0
Totals	1-1	100.0	0-0	1-1	0-0	0-0	0-0	29	0
Opponents	2-5	40.0	0-0	2-2	0-1	0-2	0-0	32	0

FG SEQUENCE	NEBRASKA	OPPONENTS
Fresno State	-	32,(26)
Wyoming	(29)	42,46,(27)

Numbers in parentheses indicate field goal was made.

PUNTING	NO.	YDS	AVG	LONG	TB	FC	I20	50+	BLKD
Lighbourn, Caleb	7	239	34.1	44	0	3	1	0	0
TEAM	1	0	0.0	0	0	0	0	0	1
Total	8	239	29.9	44	0	3	1	0	1
Opponents	9	340	37.8	57	1	1	2	1	0

KICKOFFS	NO.	YDS	AVG	TB	OB	RETN	NET	YDLN
Brown, Drew	13	834	64.2	7	0			
Lindsay, Spencer	3	192	64.0	2	0			
Total	16	1026	64.1	9	0	142	41.2	23
Opponents	6	380	63.3	2	0	118	35.3	29



----- PATS -----									
SCORING	TD	FGS	KICK	RUSH	RCV	PASS	DXP	SAF	PTS
Ozigbo, Devine	3	0-0	0-0	0-0	0	0-0	0	0	18
Armstrong Jr., Tommy	3	0-0	0-0	0-0	0	0-0	0	0	18
Brown, Drew	0	1-1	11-11	0-0	0	0-0	0	0	14
Westerkamp, Jordan	2	0-0	0-0	0-0	0	0-0	0	0	12
Moore, Alonzo	2	0-0	0-0	0-0	0	0-0	0	0	12
Williams, Kieron	1	0-0	0-0	0-0	0	0-0	0	0	6
Rahn, Gabe	1	0-0	0-0	0-0	0	0-0	0	0	6
Bryant, Tre	1	0-0	0-0	0-0	0	0-0	0	0	6
Darlington, Zack	0	0-0	0-0	1-1	0	0-0	0	0	2
Lindsay, Spencer	0	0-0	1-1	0-0	0	0-0	0	0	1
Total	13	1-1	12-12	1-1	0	0-0	0	0	95
Opponents	3	2-5	3-3	0-0	0	0-0	0	0	27

ALL PURPOSE	G	RUSH	REC	PR	KOR	IR	TOT	AVG/G
Moore, Alonzo	2	34	201	0	0	0	235	117.5
Ozigbo, Devine	2	147	44	0	0	0	191	95.5
Bryant, Tre	2	70	-1	0	73	0	142	71.0
Westerkamp, Jordan	2	9	111	0	0	0	120	60.0
Newby, Terrell	2	76	27	0	0	0	103	51.5
Reilly, Brandon	1	12	52	0	0	0	64	64.0
Armstrong Jr., Tommy	2	54	0	0	0	0	54	27.0
Nelson, Jordan	2	0	0	0	45	0	45	22.5
Rahn, Gabe	2	0	35	0	0	0	35	17.5
Williams, Kieron	2	0	0	0	0	31	31	15.5
Carter, Cethan	2	9	20	0	0	0	29	14.5
Morgan Jr., Stanley	2	0	28	0	0	0	28	14.0
Jones, Chris	2	0	0	0	0	27	27	13.5
Wilbon, Mikale	1	16	0	0	0	0	16	16.0
Gerry, Nathan	1	0	0	0	0	8	8	8.0
Pierson-El, De'Mornay	2	-2	9	0	0	0	7	3.5
Fyfe, Ryker	2	5	0	0	0	0	5	2.5
Williams, Aaron	2	0	0	0	0	4	4	2.0
Lighbourn, Caleb	2	4	0	0	0	0	4	2.0
TEAM	2	-4	0	0	0	0	-4	-2.0
Total	2	430	526	0	118	70	1144	572.0
Opponents	2	162	432	42	142	13	791	395.5

TOTAL OFFENSE	G	PLAYS	RUSH	PASS	TOTAL	AVG/G
Armstrong Jr., Tommy	2	67	54	485	539	269.5
Ozigbo, Devine	2	32	147	0	147	73.5
Newby, Terrell	2	15	76	0	76	38.0
Bryant, Tre	2	12	70	0	70	35.0
Fyfe, Ryker	2	5	5	41	46	23.0
Moore, Alonzo	2	2	34	0	34	17.0
Wilbon, Mikale	1	1	16	0	16	16.0
Reilly, Brandon	1	1	12	0	12	12.0
Carter, Cethan	2	1	9	0	9	4.5
Westerkamp, Jordan	2	1	9	0	9	4.5
Lighbourn, Caleb	2	1	4	0	4	2.0
Pierson-El, De'Mornay	2	2	-2	0	-2	-1.0
TEAM	2	2	-4	0	-4	-2.0
Total	2	142	430	526	956	478.0
Opponents	2	132	162	432	594	297.0



Defensive Statistics

NAME	GP-GS	-----TACKLES-----			TFL-YDS	-SACKS-		---PASS DEF---			---FUMBLES---		BLKD	
		SOLO	AST	TOTAL		NO-YARDS		INT-YDS	BRUP	QBH	RCV-YDS	FF	KICK	SAF
26 Williams, Kieron	2-2	10	5	15	1-0	.		2-31
5 Young II, Dedrick	2-2	7	3	10	2	.	1	.	.
10 Kalu, Joshua	2-2	7	3	10	1-6	1.0-6		.	2	2
52 Banderas, Josh	2-2	3	6	9	1
88 Dzuris, Ross	2-2	4	4	8	5-11	2.5-7		.	.	1	1-9	.	.	.
25 Gerry, Nathan	1-1	4	3	7	1-1	.		2-8	1
3 Newby, Marcus	2-2	2	5	7	1
49 Weber, Chris	2-0	2	4	6
1 Jackson, Lamar	2-0	5	1	6	2-14	1.0-11	
15 Rose-Ivey, Michael	2-0	2	4	6	1-4	0.5-4	
96 Davis, Carlos	2-1	2	4	6
24 Williams, Aaron	2-1	3	2	5	1-1	.		1-4	2
55 Maurice, Kevin	2-2	.	3	3
41 McNitt, Luke	2-0	2	1	3
94 Davis, Khalil	2-0	2	1	3	2-4
7 Barry, Mohamed	2-0	.	2	2
8 Jones, Chris	2-2	2	.	2	.	.		2-27	1
17 King, Sedrick	2-0	.	2	2	1
91 Akinmoladun, Freedom	2-2	.	2	2	2
44 Stoltenberg, Mick	1-1	1	1	2
13 Domann, JoJo	2-0	1	.	1
35 Lighbourn, Caleb	2-0	1	.	1
29 Nabity, Graham	2-0	1	.	1
22 Davis, Alex	2-0	.	1	1
1 Joseph, Boaz	2-0	.	1	1
73 Hahn, Sam	2-2	1	.	1
56 Simpson, Brad	2-0	.	1	1
45 Natter, A.J.	2-0	1	.	1
11 Carter, Cethan	2-2	1	.	1
39 Nelson, Jordan	2-0	.	1	1
Total	2-0	64	60	124	14-41	5-28		7-70	6	10	1-9	1	.	.
Opponents	2-0	-	-	-	-	2-19		1-13	6	1	.	1	1	.

SPECIAL TEAMS TACKLES	S-A/TOT	FS	WYO	ORE	NW	ILL	IND	PUR	WIS	OSU	MINN	MD	IOWA	B1Gx
McNitt, Luke	2-1/3	2-0/2	0-1/1											
Domann, JoJo	1-0/1	1-0/1	-											
Nabity, Graham	1-0/1	1-0/1	-											
Hahn, Sam	1-0/1	1-0/1	-											
Williams, Kieron	1-0/1	1-0/1	-											
Barry, Mohamad	0-1/1	1-0/1	-											
Nelson, Jordan	0-1/1	0-1/1	-											
Joseph, Boaz	1-0/1	-	1-0/1											
Lightbourn, Caleb	1-0/1	-	1-0/1											
Simpson, Brad	0-1/1	-	0-1/1											
Weber, Chris	0-1/1	-	0-1/1											



Individual Game By Game

RUSHING	NO-YDS/TD	FS	WYO	ORE	NW	ILL	IND	PUR	WIS	OSU	MINN	MD	IOWA	B1G
Ozigbo, Devine RB	32-147/3	17-103/2	15-44/1											
Newby, Terrell RB	15-76/0	11-56/0	4-20/0											
Bryant, Tre RB	12-70/1	5-36/1	7-34/0											
Armstrong Jr., Tommy QB	23-54/3	11-42/2	12-12/1											
Moore, Alonzo WR	2-34/0	2-34/0	-											
Wilbon, Mikale RB	1-16/0	1-16/0	DNP											
Reilly, Brandon WR	1-12/0	DNP	1-12/0											
Westerkamp, Jordan WR	1-9/0	1-9/0	-											
Carter, Cethan TE	1-9/0	-	1-9/0											
Fyfe, Ryker QB	1-5/0	1-5/0	-											
Lightbourn, Caleb P	1-4/0	-	1-4/0											
Pierson-El, De'Mornay WR	2--2/0	1--7/0	1-5/0											
TEAM	2--4/0	1--2/0	1--2/0											

RECEIVING	NO-YDS/TD	FS	WYO	ORE	NW	ILL	IND	PUR	WIS	OSU	MINN	MD	IOWA	B1G
Moore, Alonzo WR	6-201/2	3-92/1	3-109/1											
Westerkamp, Jordan WR	5-111/2	1-6/0	4-105/2											
Reilly, Brandon WR	2-52/0	DNP	2-52/0											
Ozigbo, Devine RB	2-44/0	1-5/0	1-39/0											
Rahn, Gabe WR	1-35/1	-	1-35/1											
Morgan Jr., Stanley WR	3-28/0	1-11/0	2-17/0											
Newby, Terrell RB	4-27/0	-	4-27/0											
Carter, Cethan TE	2-20/0	-	2-20/0											
Pierson-El, De'Mornay WR	1-9/0	-	1-9/0											
Bryant, Tre RB	1--1/0	-	1--											

PASSING										
Tommy Armstrong Jr.	Att	Comp	Int	Pct	Yards	TD	Long	Sack	Yds	Effic
Fresno State	10	5	0	50.0	108	1	57	0	0	173.7
Wyoming	34	20	1	58.8	377	3	63	2	19	175.2
TOTALS	44	25	1	56.8	485	4	63	2	19	174.9
Fyfe, Ryker	Att	Comp	Int	Pct	Yards	TD	Long	Sack	Yds	Effic
Fresno State	3	1	0	33.3	6	0	6	0	0	50.1
Wyoming	1	1	0	100.0	35	1	35	0	0	724.0
TOTALS	4	2	0	50.0	41	1	35	0	0	218.6

PUNT RETURNS	NO-YDS	FS	WYO	ORE	NW	ILL	IND	PUR	WIS	OSU	MINN	MD	IOWA	B1G
None														

KICK RETURNS	NO-YDS	FS	WYO	ORE	NW	ILL	IND	PUR	WIS	OSU	MINN	MD	IOWA	B1G
Bryant, Tre	3-73	1-32	2-41											
Nelson, Jordan	1-45	-	1-45											

Defense Game By Game

TOTAL TACKLES	UA-A	TOT	FS	WYO	ORE	NW	ILL	IND	PUR	WIS	OSU	MINN	MD	IOWA	B1G
Williams, Kieron DB	10-5	15	6-4	4-1											
Young II, Dedrick LB	7-3	10	5-1	2-2											
Kalu, Joshua DB	7-3	10	6-1	1-2											
Banderas, Josh LB	3-6	9	1-1	2-5											
Dzuris, Ross DE	4-4	8	3-1	1-3											
Newby, Marcus LB	2-5	7	1-2	1-3											
Gerry, Nathan S	4-3	7	DNP	4-3											
Weber, Chris LB	2-4	6	1-2	1-2											
Rose-Ivey, Michael LB	2-4	6	0-1	2-3											
Davis, Carlos DT	2-4	6	0-1	2-3											
Jackson, Lamar DB	5-1	6	5-1	-											
Williams, Aaron	3-2	5	3-2	-											
Davis, Khalil DT	2-1	3	0-1	2-0											
McNitt, Luke FB	2-1	3	2-0	0-1											
Maurice, Kevin DT	0-3	3	0-2	0-1											
Jones, Chris DB	2-0	2	1-0	1-0											
Barry, Mohamed LB	0-2	2	0-1	0-1											
Akinmoladun, Freedom DE	0-2	2	0-1	0-1											
King, Sedrick DE	0-2	2	0-1	0-1											
Stoltenberg, Mick DT	1-1	2	1-1	DNP											
Lightbourn, Caleb P	1-0	1	-	1-0											
Joseph, Boaz DB	0-1	1	-	0-1											
Natter, A.J. DE	1-0	1	1-0	-											
Davis, Alex DE	0-1	1	0-1	-											
Carter, Cethan TE	1-0	1	-	1-0											
Hahn, Sam OG	1-0	1	1-0	-											
Simpson, Brad LB	0-1	1	-	0-1											
Domann, JoJo DB	1-0	1	1-0	-											
Nabity, Graham FB	1-0	1	1-0	-											
Nelson, Jordan FB	0-1	1	0-1	-											



Defense Game By Game

TACKLES FOR LOSS	UA-A	TOT	FS	WYO	ORE	NW	ILL	IND	PUR	WIS	OSU	MINN	MD	IOWA	B1G
Dzuris, Ross DE	4-1	5	3-6	2-5											
Jackson, Lamar DB	2-0	2	2-14	-											
Davis, Khalil DT	2-0	2	-	2-4											
Gerry, Nathan DB	1-0	1	DNP	1-1											
Kalu, Joshua DB	1-0	1	1-6	-											
Williams, Aaron DB	0-1	1	1-1	-											
Williams, Kieron DB	0-1	1	1-0	-											
Rose-Ivey, Michael LB	0-1	1	-	1-4											

SACKS	UA-A	TOT	FS	WYO	ORE	NW	ILL	IND	PUR	WIS	OSU	MINN	MD	IOWA	B1G
Dzuris, Ross DE	2-1	2.5	2.0-4	0.5-3											
Kalu, Joshua DB	1-0	1.0	1.0-6	-											
Jackson, Lamar DB	1-0	1.0	1.0-11	-											
Rose-Ivey, Michael LB	0-1	0.5	-	0.5-4											

INT RETURNS	NO-YDS	FS	WYO	ORE	NW	ILL	IND	PUR	WIS	OSU	MINN	MD	IOWA	B1G
Gerry, Nathan	2-8	DNP	2-8											
Williams, Kieron	2-31	1-8	1-23											
Jones, Chris	2-27	1-0	1-27											
Williams, Aaron	1-4	-	1-4											

FUMBLES RECOVERED	NO	FS	WYO	ORE	NW	ILL	IND	PUR	WIS	OSU	MINN	MD	IOWA	B1G
Dzuris, Ross	1	-	1											

FORCED FUMBLES	NO	FS	WYO	ORE	NW	ILL	IND	PUR	WIS	OSU	MINN	MD	IOWA	B1G
Young II, Dedrick	1	-	1											

FUMBLE RETURNS	NO-YDS	FS	WYO	ORE	NW	ILL	IND	PUR	WIS	OSU	MINN	MD	IOWA	B1G
Dzuris, Ross	1-9	-	1-9											

Nebraska Team Game By Game

DATE	OPPONENT	---RUSHING---				--RECEIVING--				-----PASSING-----				--KICK RET--				--PUNT RET--				TOTAL OFF.
		NO.	YDS	TD	LG	NO.	YDS	TD	LG	CMP-ATT-INT	YDS	TD	LG	NO	YDS	TD	LG	NO	YDS	TD	LG	
Sept. 3, 2016	Fresno State	51	292	5	24	6	114	1	57	6-13-0	114	1	57	1	32	0	32	0	0	0	0	406
Sept. 10, 2016	Wyoming	43	138	2	12	21	412	4	63	21-35-1	412	4	63	3	86	0	45	0	0	0	0	550
	Totals	94	430	7	24	27	526	5	63	27-48-1	526	5	63	4	118	0	45	0	0	0	0	956
	Opponent	57	162	1	42	40	432	2	35	40-75-7	432	2	35	7	142	0	32	3	42	0	25	594

		-----TACKLES-----				--SACKS--		--FUMBLE--				PASS	BLKD	--KICKS-----XPTS--					
DATE	OPPONENT	SOLOAST	TOTAL	TFL-YDS	NO-YDS	FF	FR-YDS	INT-YDS	QBH	BRK	KICK	ATT-MAD	RUN	RCV	SAF	PTS			
Sept. 3, 2016	Fresno State	39	26	65	7.0-27	4.0-21	0	0-0	2-8	5	3	0	5-5	1	0	0	43		
Sept. 10, 2016	Wyoming	25	34	59	5.0-14	1.0-7	1	1-9	5-62	5	3	0	7-7	0	0	0	52		
	Totals	64	60	124	12.0-41	5.0-28	1	1-9	7-70	10	6	0	12-12	1	0	0	95		
	Opponent	68	78	146	6.0-32	2.0-19	1	0-0	1-13	1	6	1	3-3	0	0	0	27		

		-----PUNTING-----									--FIELD GOALS--			-----KICKOFFS-----				
DATE	OPPONENT	NO	YDS	AVG	LONG	BLKD	TB	FC	50+	I20	ATT-MADE	LG	BLKD	NO	YDS	AVG	TB	OB
Sept. 3, 2016	Fresno State	5	145	29.0	43	1	0	2	0	0	0-0	0	0	7	444	63.4	2	0
Sept. 10, 2016	Wyoming	3	94	31.3	44	0	0	1	0	1	1-1	29	0	9	582	64.7	7	0
	Totals	8	239	29.9	44	1	0	3	0	1	1-1	29	0	16	1026	64.1	9	0
	Opponent	9	340	37.8	57	0	1	1	1	2	5-2	27	0	6	380	63.3	2	0

Opponent Team Game By Game

DATE	OPPONENT	---RUSHING---				--RECEIVING--				-----PASSING-----				--KICK RET--				--PUNT RET--				TOTAL OFF.
		NO.	YDS	TD	LG	NO.	YDS	TD	LG	CMP-ATT-INT	YDS	TD	LG	NO	YDS	TD	LG	NO	YDS	TD	LG	
Sept. 3, 2016	Fresno State	26	31	0	19	24	243	1	32	24-43-2	243	1	32	5	102	0	32	2	17	0	15	274
Sept. 10, 2016	Wyoming	31	131	1	42	16	189	1	35	16-32-5	189	1	35	2	40	0	24	1	25	0	25	320
	Opponent totals	57	162	1	42	40	432	2	35	40-75-7	432	2	35	7	142	0	32	3	42	0	25	594
	Nebraska	94	430	7	24	27	526	5	63	27-48-1	526	5	63	4	118	0	45	0	0	0	0	956

		-----TACKLES-----				--SACKS--		--FUMBLE--				PASS	BLKD	--KICKS-----XPTS--					
DATE	OPPONENT	SOLOAST	TOTAL	TFL-YDS	NO-YDS	FF	FR-YDS	INT-YDS	QBH	BRK	KICK	ATT-MAD	RUN	RCV	SAF	PTS			
Sept. 3, 2016	Fresno State	29	42	71	1.0-7	0.0-0	0	0-0	0-0	0	2	1	1-1	0	0	0	10		
Sept. 10, 2016	Wyoming	39	36	75	5.0-25	2.0-19	1	0-0	1-13	1	4	0	2-2	0	0	0	17		
	Opponent totals	68	78	146	6.0-32	2.0-19	1	0-0	1-13	1	6	1	3-3	0	0	0	27		
	Nebraska	64	60	124	12.0-41	5.0-28	1	1-9	7-70	10	6	0	12-12	1	0	0	95		

DATE	OPPONENT	-----PUNTING-----									--FIELD GOALS--			-----KICKOFFS-----				
		NO	YDS	AVG	LONG	BLKD	TB	FC	50+	I20	ATT-MADE	LG	BLKD	NO	YDS	AVG	TB	OB
Sept. 3, 2016	Fresno State	6	210	35.0	48	0	1	1	0	1	2-1	26	0	2	130	65.0	1	0
Sept. 10, 2016	Wyoming	3	130	43.3	57	0	0	0	1	1	3-1	27	0	4	250	62.5	1	0
	Opponent totals	9	340	37.8	57	0	1	1	1	2	5-2	27	0	6	380	63.3	2	0
	Nebraska	8	239	29.9	44	1	0	3	0	1	1-1	29	0	16	1026	64.1	9	0

Team Comparison

OPPONENT	SCORE	1ST DNS (RUN/PASS/PEN.)	RUSHING	PASSING	PASS YDS	TOTAL OFFENSE	RET YDS	T/O
FRESNO STATE	43-10	20/17 (15/2; 4/12; 1/3)	51-292/26-31	6-13-0/24-43-2	114/243	64-406/69-274	40/119	0/2
WYOMING	52-17	25/16 (5/5; 17/8; 3/3)	43-138/31-131	21-35-1/16-32-5	412/189	78-550/63-320	157/78	1/6
Totals	95-27	45/33 (20/7; 21/20; 4/6)	94-430/57-162	27-48-1/40-75-7	526/432	142-956/132-594	197/197	1/8

Note: Game totals are displayed in the format TEAM/OPPONENT for each category

OPPONENT	3RD DOWN	4TH DOWN	TIME POSS	MARGIN	YDS/RUSH	YDS/PASS	YDS/PLAY	PUNTING	PENALTIES
FRESNO STATE	5-11/5-15	1-1/1-2	31:53/28:07	3:46	5.7/1.2	8.8/5.7	6.3/4.0	5-29.0/6-35.0	7-80/6-29
WYOMING	8-14/2-10	0-2/1-2	33:07/26:53	6:14	3.2/4.2	11.8/5.9	7.1/5.1	3-31.3/3-43.3	7-93/5-42

Totals	13-25/7-25	1-3/2-4	65:00/55:00	10:00	4.6/2.8	11.0/5.8	6.7/4.5	8-29.9/9-37.8	173/71
--------	------------	---------	-------------	-------	---------	----------	---------	---------------	--------

Note: Game totals are displayed in the format TEAM/OPPONENT for each category

Nebraska Red Zone Chart

NEBRASKA INSIDE OPPONENT RED-ZONE																
DATE	OPPONENT	SCORE	TIMES IN RZ	TIMES SCORED	PTS	TOTAL TDS	RUSH TDS	PASS TDS	FGS MADE	----- FAILED TO SCORE INSIDE RZ -----						GAME
										FGA	DOWN	INT	FUMB	HALF		
Sept. 3	Fresno State	W, 43-10	5	5	36	5	5	0	0	0	0	0	0	0	0	0
Sept. 10	Wyoming	W, 52-17	6	4	24	3	2	1	1	0	1	1	0	0	0	0
Totals			11	9	60	8	7	1	1	0	1	1	0	0	0	
			9 of 11 (81.8%)													

OPPONENT INSIDE NEBRASKA RED-ZONE																
DATE	OPPONENT	SCORE	TIMES IN RZ	TIMES SCORED	PTS	TOTAL TDS	RUSH TDS	PASS TDS	FGS MADE	----- FAILED TO SCORE INSIDE RZ -----						GAME
										FGA	DOWN	INT	FUMB	HALF		
Sept. 3	Fresno State	W, 43-10	4	2	10	1	0	1	1	1	0	1	0	0	0	0
Sept. 10	Wyoming	W, 52-17	2	2	10	1	1	0	1	0	0	0	0	0	0	0
Totals			6	4	20	2	1	1	2	1	0	1	0	0	0	
			4 of 6 (66.7%)													

LONG SEASON PLAYS (20 OR MORE YARDS)

	Husker Long Plays				Opponent Long Plays			
	Rush	Pass	Ret.	Total	Rush	Pass	Ret.	Total
Fresno State	1	2	1	4	0	2	3	5
Wyoming	0	7	4	11	3	2	0	5
Totals	1	9	5	15	3	4	3	10

OPPONENT LONG PLAYS (5; 3 RUNS; 4 PASSES; 3 RETURNS)

Yards	Opponent	Play	Result
42	Wyoming	Run (Conway)	1st-10
35	Wyoming	Pass (Allen-Gentry)	Touchdown
32	Fresno State	Pass (Kline-Peck)	1st-10
32	Fresno State	KOR (Potts)	1st-10
31	Wyoming	Pass (Allen-Gentry)	1st-10
28	Wyoming	Run (Conway)	1st-10
24	Wyoming	Run (May)	1st-10
25	Fresno State	Pass (Kline-Peck)	1st-10
23	Fresno State	KOR (Johnson)	1st-10
20	Fresno State	KOR (Johnson)	1st-10

DRIVE SUPERLATIVES

	Nebraska	Opponent
Most Yards (Result)	97 vs. Wyoming (TD)	76 vs. Wyoming (TD)
Most Plays (Result)	13 vs. Fresno State (TD)	13 vs. Fresno State (Missed FG)
Most Time (Result)	6:25 vs. Fresno State (TD)	5:45 vs. Fresno State (Missed FG)

NEBRASKA LONG PLAYS (4; 1 RUNS; 9 PASSES; RETURNS)

Yards	Opponent	Play	Result
63	Wyoming	Pass (Armstrong-Moore)	Touchdown
57	Fresno State	Pass (Armstrong-Moore)	Touchdown
55	Wyoming	Pass (Armstrong-Westerkamp)	1st-10
45	Wyoming	KOR (Nelson)	1st-10
39	Wyoming	Pass (Armstrong-Ozigbo)	1st-10
38	Wyoming	Pass (Armstrong-Reilly)	1st-Goal
35	Wyoming	Pass (Fyfe-Rahn)	Touchdown
34	Wyoming	Pass (Armstrong-Westerkamp)	Touchdown
32	Fresno State	KOR (Bryant)	1st-10
28	Wyoming	Pass (Armstrong-Moore)	1st-10
27	Wyoming	IR (Jones)	1st-10
24	Fresno State	Run (Moore)	1st-10
24	Wyoming	KOR (Bryant)	1st-10
23	Fresno State	Pass (Armstrong-Moore)	1st-10
23	Wyoming	IR (K. Williams)	Touchdown

GAME-OPENING DRIVES

Opponent	[----- Nebraska -----]			[----- Opponent -----]		
	Pts.	1st Dwn	Yds	Pts.	1st Dwn	Yds
Fresno State	0	0	7	0	3	46
Wyoming	0	2	19	0	0	7

SECOND HALF-OPENING DRIVES

Opponent	[----- Nebraska -----]			[----- Opponent -----]		
	Pts.	1st Dwn	Yds	Pts.	1st Dwn	Yds
Fresno State	7	3	57	0	0	1
Wyoming	0	0	4	3	3	65



	Scoring	[---Time---		[--Plays--]			
Game	Drives	Total	Avg.	Total	Avg.	5 or less	1 or 0
Fresno State	6	21:11	3:31	46	7.67	2	0
Wyoming	8	16:37	2:04	39	4.88	4	3
Totals	14	37:48	2:42	85	6.07	6	3
Opponents	5	13:49	2:45	38	7.60	1	0

Opponent	Plays	Yds	Time	Score	Qtr./Time	Play
Fresno State	13	80	6:25	7-0	1st/0:43	Ozigo 1-yd. run
Fresno State	4	38	1:27	14-0	2nd/12:34	Ozigo 6-yd. run
Fresno State	9	58	4:03	21-10	3rd/9:59	Armstrong 9-yd. run
Fresno State	2	62	14:51	28-10	4th/14:51	Moore 57-yd. pass from Armstrong
Fresno State	8	63	4:17	36-10	4th/9:50	Armstrong 4-yd. run
Fresno State	10	67	4:03	43-10	4th/4:20	Bryant 3-yd. run
Wyoming	7	97	3:05	7-0	1st/6:12	Armstrong 7-yd. run
Wyoming	9	52	3:38	10-0	2nd/9:03	Brown 29-yd. FG
Wyoming	5	52	0:44	17-0	2nd/5:57	Moore 63-yd. from Armstrong
Wyoming	0	0	0:00	24-10	3rd/4:48	K. Williams 23-yd. interception return
Wyoming	8	76	3:17	31-17	4th/13:11	Westerkamp 34-yd. pass from Armstrong
Wyoming	1	1	0:04	38-17	4th/12:59	Ozigo 1-yd. run
Wyoming	10	53	4:48	45-17	4th/7:28	Westerkamp 9-yd. pass from Armstrong
Wyoming	1	35	0:09	52-17	4th/5:15	Rahn 35-yd. pass from Armstrong

Opponent	[----Drive-----]			Score	Qtr./Time	Play
	Plays	Yds	Time			
Fresno State	7	32	2:37	7-14	2nd/5:38	Peck 7-yd. pass from Virgil
Fresno State	10	68	3:39	10-14	2nd/0:00	Kroening 26-yd. FG
Wyoming	5	52	0:44	7-17	2nd/0:08	Gentry 35-yd. pass from Allen
Wyoming	10	65	3:52	10-17	3rd/11:08	Rothe 27-yd. FG
Wyoming	6	76	3:06	17-24	2nd/1:35	Hill 1-yd. run

Game	TOs Gained	TDs	FG-FGA	Pts.	(NU Fumbles/Lost, INT)
Fresno State	2 (0/0 F/L, 2 INT)	1	0-0	7	0 (1/0 F/L, 0 INT)
Wyoming	6 (2/1 F/L, 5 INT)	4	0-0	28	1 (4/0; F/L, 1 INT)

	NU Avg. Start (yards/drives/in 20/past 50)	Opp. Avg. Start (yards/drives/in 20/past 50)	NU diff.
Fresno State	31.3 (376/12/1/1)	34.3 (412/12/1/3)	-3.0
Wyoming	38.8 (543/14/1/3)	27.1 (380/15/3/1)	11.7

Totals	35.3 (919/26/2/4)	29.3 (792/27/4/4)	6.0
--------	-------------------	-------------------	-----

*does not include drives with time of 0:00 (ie, defensive and special teams touchdowns, end of half turnovers, overtime, etc.)

Fresno State	7-80	6-29
Wyoming	7-93	5-42

Totals (Avg/Penalty)	14-173 (12.4)	11-71 (6.5)
Avg/Game	7.0-86.5	5.5-35.5

Individual Career/Season Superlatives

SEASON AND CAREER, MOST PASSING YARDS

Player	2016	Career
Tommy Armstrong Jr.	377 vs. Wyoming	381 vs. USC, 2014
Ryker Fyfe	35 vs. Wyoming	407 at Purdue, 2015
De'Mornay Pierson-El		16 at Northwestern, 2014

*-Indicates touchdown pass

SEASON AND CAREER, MOST RECEIVING YARDS

Player	2016	Career
Tommy Armstrong Jr.		16 at Northwestern, 2014
Christian Bailey		10 at Fresno State, 2014
Tre Bryant	-1 vs. Wyoming	Same
Cethan Carter	20 vs. Wyoming	76 vs. Iowa, 2015
Sam Cotton		23 at Fresno State, 2014
Trey Foster		9 at Purdue, 2013; vs. BYU, 2015
Luke McNitt		6 vs. S. Alabama, 2015
Alonzo Moore	109 vs. Wyoming	Same
Stanley Morgan Jr.	17 vs. Wyoming	78 at Miami, 2015
Terrell Newby	27 vs. Wyoming	38 vs. S. Alabama, 2015
Devine Ozigbo	39 vs. Wyoming	42 at Purdue, 2015
Gabe Rahn	35 vs. Wyoming	Same
De'Mornay Pierson-El	9 vs. Wyoming	134 vs. USC, 2014
Brandon Reilly	52 vs. Wyoming	112 vs. Southern Miss, 2015
Jordan Westerkamp	105 vs. Wyoming	158 at Michigan State, 2014
Mikale Wilbon		28 vs. BYU, 2015

*-Indicates touchdown scored

SEASON AND CAREER, LONGEST PASS

2016	Career
63* vs. Wyoming (Moore)	99* vs. Georgia, 2013 (Enunwa)
35 vs. Wyoming (Rahn)	52 at Purdue (Reilly)
	16* at Northwestern (Armstrong)

SEASON AND CAREER, LONGEST CATCH

2016	Career
	16* at Northwestern, 2014 (Pierson-El)
	10* at Fresno State, 2014 (Fyfe)
-1 vs. Wyoming (Armstrong)	Same
11 vs. Wyoming (Armstrong)	55 at Illinois, 2015 (Armstrong)
	23* at Fresno State, 2014 (Armstrong)
	9 at Purdue, '13 (Kellogg); 9* vs. BYU, '15 (Armstrong)
	6 vs. S. Alabama, 2015 (Fyfe)
63* vs. Wyoming (Armstrong)	Same
11 vs. Fresno State (Armstrong)	33 at Miami, 2015 (Armstrong)
11 vs. Wyoming	30 vs. S. Alabama, 2015 (Armstrong)
39 vs. Wyoming (Armstrong)	30 at Purdue, 2015 (Fyfe)
35* vs. Wyoming (Fyfe)	Same
9 vs. Wyoming (Armstrong)	46 at Northwestern, 2014 (Armstrong)
38 vs. Wyoming (Armstrong)	52 at Purdue, 2015 (Fyfe)
55 vs. Wyoming (Armstrong)	70* at Fresno State, 2014 (Armstrong)
	14 vs. BYU, 2015 (Armstrong)

SEASON AND CAREER, MOST RUSHING YARDS

Player	2016	Career
Tommy Armstrong Jr.	42 vs. Fresno State	131 vs. McNeese State, 2014
Tre Bryant	37 vs. Wyoming	Same
Cethan Carter	9 vs. Wyoming	32* at Rutgers
Ryker Fyfe	5 vs. Fresno State	29 vs. Florida Atlantic, 2014
Caleb Lightbourn	4 vs. Wyoming	Same
Alonzo Moore	34 vs. Fresno State	Same
Graham Nabity		14 vs. South Dakota State, 2013
Jordan Nelson		35 vs. Illinois, 2014
Terrell Newby	56 vs. Fresno State	198 vs. S. Alabama, 2015
Devine Ozigbo	103 vs. Fresno State	Same
De'Mornay Pierson-El	5 vs. Wyoming	10 at Iowa, 2014
Brandon Reilly	12 vs. Wyoming	20 at Purdue, 2015
Jordan Westerkamp	9 vs. Fresno State	Same
Mikale Wilbon	16 vs. Fresno State	21 vs. S. Alabama

*Indicates touchdown scored

SEASON AND CAREER, LONGEST RUN

2016	Career
11 vs. Wyoming	42 vs. McNeese State, 2014
13 vs. Fresno State	Same
9 vs. Wyoming	32* at Rutgers, 2015
5 vs. Fresno State	15 vs. Florida Atlantic, 2014
4 vs. Wyoming	Same
24 vs. Fresno State	Same
	6 vs. Southern Miss; vs. SDSU, 2013
	18 vs. Illinois, 2014
12 vs. Fresno State	69* at Minnesota, 2015
17 vs. Fresno State	31 at Illinois, 2015
5 vs. Wyoming	6 at Iowa, 2014
12 vs. Wyoming	20 at Purdue, 2015
9 vs. Fresno State	Same
16 vs. Fresno State	19 vs. S. Alabama, 2015

SEASON AND CAREER, MOST TACKLES, TFLS AND SACKS

Player	Tackles (2016)	Career	TFL (2016)	Career	Sacks (2016)	Career
Freedom Akinmoladun	1 vs. Fresno State; vs. Wyoming	6 at Miami, 2015		2 vs. S. Alabama, 2015; USM, 2015		2.0 vs. Southern Miss
Josh Banderas	7 vs. Wyoming	11 vs. UCLA, 2013		2 3x, last at Rutgers, 2015		1 vs. UCLA, 2013 at Purdue, 2013
Mohamed Barry	1 vs. Fresno State; vs. Wyoming	Same		Same		Same
Alex Davis	1 vs. Fresno State	Same		Same		Same
Carlos Davis	5 vs. Wyoming	Same		Same		Same
Khalil Davis	2 vs. Wyoming	Same	2 vs. Wyoming	Same		Same
JoJo Domann	1 vs. Fresno State	Same		Same		Same
Ross Dzuris	4 vs. Fresno State; vs. Wyoming	5 at Purdue, 2015	3 vs. Fresno State	Same	2.0 vs. Fresno State	Same
Tyrin Ferguson		1 3x, last at Minnesota, 2015		Same		Same
Nathan Gerry	7 vs. Wyoming	15 at Iowa, 2014	1 vs. Wyoming	3 at Iowa, 2014		1.0 vs. Northwestern, 2015
Luke Gifford		4 vs. S. Alabama, 2015		1 vs. S. Alabama, 2015		Same
Sam Hahn	1 vs. Fresno State	Same		Same		Same
Charles Jackson		3 vs. Wyoming, 2013		Same		Same
Lamar Jackson	6 vs. Fresno State	Same	2 vs. Fresno State	Same	1 vs. Fresno State	Same
Chris Jones	1 vs. Fresno State; vs. Wyoming	3 5x last, vs. Michigan State, 2015		1 vs. Southern Miss, 2015		1.0 vs. Southern Miss, 2015
Boaz Joseph	1 vs. Wyoming	1 5x, last vs. Wyoming, 2016		Same		Same
Joshua Kalu	7 vs. Fresno State	9 vs. BYU; vs. Wisconsin, 2015	1 vs. Fresno State	2 vs. BYU, 2015	1 vs. Fresno State	1.0 vs. So. Miss, 2015; Fresno St., 2016
Sedrick King	1 vs. Fresno State; vs. Wyoming	Same		Same		Same
Luke McNitt	2 vs. Fresno State	Same		Same		Same
Kevin Maurice	2 vs. Fresno State	8 at Illinois, 2015		2 vs. Purdue, 2014		2.0 vs. Purdue
A.J. Natter	1 vs. Fresno State	1 3x, last vs. Fresno State		Same		Same
Marcus Newby	4 vs. Wyoming	8 vs. Michigan State, 2015		1 6x, last at Rutgers, 2015		1 2x, last at Rutgers, 2015
Graham Nabity	1 vs. Fresno State	Same		Same		Same
Jordan Nelson	1 vs. Fresno State	Same		Same		Same
Logan Rath		4 vs. Florida Atlantic, 2014		1 vs. Florida Atlantic, 2014		Same
Antonio Reed		1 6x, last vs. Iowa, 2015		Same		Same
Michael Rose-Ivey	5 vs. Wyoming	17 vs. Iowa, 2013	1 vs. Wyoming	4 vs. Iowa, 2013	0.5 vs. Wyoming	Same
Brad Simpson	1 vs. Wyoming	1 4x, last vs. Wyoming, 2016		Same		Same
Mick Stoltzenberg	2 vs. Fresno State	Same		1 vs. S. Alabama, 2015		1.0 vs. S. Alabama, 2015
Aaron Williams	5 vs. Fresno State	7 at Purdue, 2015	1 vs. Fresno State	1 3x, last vs. Fresno State 2016		Same
Kieron Williams	9 vs. Fresno State	Same	1 vs. Fresno State	1 vs. Illinois, 2014; vs. Fresno State, 2016		Same
Chris Weber	3 vs. Fresno State; vs. Wyoming	17 at Illinois, 2015		3 at Illinois, 2015		Same
Dedrick Young	6 vs. Fresno State	11 at Illinois, 2015		2 at Illinois, 2015		Same

Nebraska Statistical Highs and Lows

NEBRASKA TOTALS	HIGHS	LOWS
Points Scored	52 vs. Wyoming	43 vs. Fresno State
First Downs	25 vs. Wyoming	20 vs. Fresno State
Rushing Attempts	51 vs. Fresno State	43 vs. Wyoming
Rushing Yards	292 vs. Fresno State	138 vs. Wyoming
Passes Attempted	35 vs. Wyoming	13 vs. Fresno State
Passes Completed	21 vs. Wyoming	6 vs. Fresno State
Had Intercepted	1 vs. Wyoming	0 vs. Fresno State
Passing Yards	412 vs. Wyoming	114 vs. Fresno State
Total Plays	78 vs. Wyoming	64 vs. Fresno State
Total Yards	550 vs. Wyoming	406 vs. Fresno State
Possession Time	33:07 vs. Wyoming	31:53 vs. Fresno State
Fumbles	4 vs. Wyoming	1 vs. Fresno State
Fumbles Lost	0 vs. Fresno State; vs. Wyoming	0 vs. Fresno State; vs. Wyoming
Turnovers	0 vs. Fresno State; vs. Wyoming	0 vs. Fresno State; vs. Wyoming
Turnover Margin	+5 vs. Wyoming	+2 vs. Fresno State
Penalties	7 vs. Fresno State; vs. Wyoming	7 vs. Fresno State; vs. Wyoming
Yards Penalized	93 vs. Wyoming	80 vs. Fresno State
Sacks By-Yards Lost	4-21 vs. Fresno State	1-7 vs. Wyoming
Team Tackles for Loss-Yards	7-27 vs. Fresno State	6-14 vs. Wyoming

OPPONENT TOTALS	HIGHS	LOWS
Points Scored	17 vs. Wyoming	10 vs. Fresno State
First Downs	17 vs. Fresno State	16 vs. Wyoming
Rushing Attempts	31 vs. Wyoming	26 vs. Fresno State
Rushing Yards	131 vs. Wyoming	31 vs. Fresno State
Passes Attempted	43 vs. Fresno State	32 vs. Wyoming
Passes Completed	24 vs. Fresno State	16 vs. Wyoming
Had Intercepted	5 vs. Wyoming	2 vs. Fresno State
Passing Yards	243 vs. Fresno State	189 vs. Wyoming
Total Plays	69 vs. Fresno State	63 vs. Wyoming
Total Yards	320 vs. Wyoming	274 vs. Fresno State
Possession Time	28:07 vs. Fresno State	26:53 vs. Wyoming
Fumbles	2 vs. Wyoming	0 vs. Fresno State
Fumbles Lost	1 vs. Wyoming	0 vs. Fresno State
Turnovers	6 vs. Wyoming	2 vs. Fresno State
Turnover Margin	-2 vs. Fresno State	-5 vs. Wyoming
Penalties	6 vs. Fresno State	5 vs. Wyoming
Yards Penalized	42 vs. Wyoming	29 vs. Fresno State
Sacks By-Yards Lost	2-19 vs. Wyoming	0-0 vs. Fresno State
Team Tackles for Loss-Yards	5-25 vs. Wyoming	1-7 vs. Fresno State

NEBRASKA INDIVIDUAL HIGHS	
Most Rushing Attempts.....	17; Devine Ozigbo vs. Fresno State
Most Net Rushing Yards.....	103; Devine Ozigbo vs. Fresno State
Most Rushing TDs.....	2; Tommy Armstrong Jr. vs. Fresno State; Devine Ozigbo vs. Fresno State
Longest TD Run.....	9; Tommy Armstrong Jr. vs. Fresno State
Longest Run, No TD.....	17; Devine Ozigbo vs. Fresno State
Most Pass Attempts.....	34; Tommy Armstrong vs. Wyoming
Most Completed Passes.....	20; Tommy Armstrong vs. Wyoming
Most Passing Yards.....	377; Tommy Armstrong vs. Wyoming
Most Passing TDs.....	3; Tommy Armstrong vs. Wyoming
Longest TD Pass.....	63; Tommy Armstrong Jr. to Alonzo Moore vs. Wyoming
Longest Pass, No TD.....	55; Tommy Armstrong Jr. to Jordan Westerkamp vs. Wyoming
Most Pass Receptions.....	4; Jordan Westerkamp vs. Wyoming; Terrell Newby vs. Wyoming
Most Receiving Yards.....	109; Alonzo Moore vs. Wyoming
Most TD Receptions.....	2; Jordan Westerkamp vs. Wyoming
Most Total Offense Attempts.....	46; Tommy Armstrong Jr. vs. Wyoming (12 rush, 34 passes)
Most Total Offense Yards.....	389; Tommy Armstrong Jr. vs. Wyoming (12 rush, 377 pass)
Most All-Purpose Attempts.....	18; Devine Ozigbo vs. Fresno State (17 rushes, 1 receptions)
Most All-Purpose Yards.....	126; Alonzo Moore vs. Fresno State
Most Touchdowns Scored.....	2; Tommy Armstrong Jr. vs. Fresno State; Devine Ozigbo vs. Fresno State; Jordan Westerkamp vs. Wyoming
Most Field Goals Attempted.....	1; Drew Brown vs. Wyoming
Most Field Goals Made.....	1; Drew Brown vs. Wyoming
Longest Field Goal Made.....	29; Drew Brown vs. Wyoming
Longest Field Goal Attempted.....	29; Drew Brown vs. Wyoming
Most Interceptions.....	2; Nathan Gerry vs. Wyoming
Longest Interception TD Return.....	1; Kieron Williams vs. Wyoming
Longest Interception Return, No TD.....	27; Chris Jones vs. Wyoming
Longest Fumble TD Return.....	None
Longest Fumble Return, No TD.....	9; Ross Dzuris vs. Wyoming
Longest Punt Return, TD.....	None
Longest Punt Return, No TD.....	None
Most Punt Return Yardage.....	None
Longest Kickoff Return, TD.....	None
Longest Kickoff Return, No TD.....	45; Jordan Nelson vs. Wyoming
Longest Blocked Punt, TD.....	None
Longest Blocked Field Goal Return.....	None
Most Kickoff Return Yardage.....	45; Jordan Nelson vs. Wyoming
Most Punts.....	4; Caleb Lightbourn vs. Fresno State (36.2 avg)
Highest Punting Average.....	36.2; Caleb Lightbourn vs. Fresno State (4 punts)
Longest Punt.....	44; Caleb Lightbourn vs. Wyoming

NEBRASKA INDIVIDUAL HIGHS....(CONTINUED)

OPPONENT INDIVIDUAL HIGHS

OPPONENT INDIVIDUAL LONGEST PLAYS

Nebraska Starting Lineups

#-opened in three wide receiver formation: %-NU opened in a four-receiver set (three receivers and a tight end): ^-NU opened in two tight end set: \$-NU opened in four receiver set (no tight end): &-NU opened in three tight end set.

[illegible]

* - NU opened with nickel package # - NU opened with dime packages; % - NU opened with five defensive linemen; @ - NU opened with three safeties; ! - NU opened with 3 defensive ends

PLAYER (GAMES):

GAME #3 VS. OREGON • SEPT. 17, 2016

Game 1 | Nebraska 43, Fresno St. 10

SCORE BY QUARTERS	1	2	3	4	FINAL
Fresno State	0	10	0	0	10
Nebraska	7	7	7	22	43

Lincoln (Sept. 3) ---

On an emotional night for the Husker football program, Nebraska honored Sam Foltz in a 43-10 victory over Fresno State in the season opener.

On Nebraska's first series of the season, NU went three-and-out and was forced to punt, and lined up without a punter, as they honored Foltz, Nebraska's 2015 Big Ten Punter of the Year who died in a car crash in July. The sellout crowd of 90,013 roared as the play clock expired and Fresno State players applauded the Husker tribute, and declined the delay of game penalty.

Tommy Armstrong and Devine Ozigbo rushed for two touchdowns apiece, as Nebraska took control in the second half to give Mike Riley his 100th collegiate win.

Devine posted his first career 100-yard game, finishing with 103 yards on 17 carries, including first-half touchdown runs of 1 and 6 yards, while Armstrong scored twice in the second half and connected with Alonzo Moore on a 57-yard touchdown pass. The Huskers outscored the Bulldogs 29-0 in the second half. Armstrong rushed for 42 yards on 11 carries while also throwing for 108 yards and a TD. Moore was the biggest beneficiary, hauling in three passes for 92 yards while rushing for 34 yards on two carries.

Leading 14-10 at halftime, Nebraska's defense took over, forcing a three-and-out. The Huskers went 57 yards in nine plays, capped by Armstrong's nine-yard scoring run, to push their edge to 21-10 on the opening drive of the half. The Blackshirts, who forced a trio of 3-and-outs in the second half, set up the Huskers' next score after a Kieron Williams interception. Two plays later Armstrong hit Moore in stride for a 57-yard scoring strike to give NU a 28-10 lead on the first play of the fourth quarter.

Williams totaled a career-high 10 tackles for the Huskers, while Ross Dzuris had a pair of sacks, as Nebraska limited Fresno State to just 128 second-half yards with 71 of those coming on the final drive after NU built a 43-10 cushion late in the fourth quarter.

SCORING SUMMARY

QTR	TIME	TEAM	SCORE
1st	00:43	NEB	Ozigbo, Devine 1 yd run (Brown kick)
2nd	12:34	NEB	Ozigbo, Devine 6 yd run (Brown kick)
2nd	05:38	FS	Peck 7 yd pass from Virgil (Kroening kick)
2nd	00:00	FS	Kroening, Kody 26 yd field goal
3rd	09:59	NEB	Armstrong 9 yd run (Brown kick)
4th	14:51	NEB	Moore 57 yd pass from Armstrong (Brown kick)
4th	09:50	NEB	Armstrong 4 yd run (Darlington rush)
4th	04:20	NEB	Bryant 3 yd run (Lindsay kick)

TEAM STATISTICS

	FSU	NEB
FIRST DOWNS	17	20
RUSHES-YARDS (NET)	26-31	51-292
PASSING YDS (NET)	243	114
Passes Att-Comp-Int	43-24-2	13-6-0
TOTAL OFFENSE PLAYS-YARDS	69-274	64-406
Fumble Returns-Yards	0-0	0-0
Punt Returns-Yards	2-17	0-0
Kickoff Returns-Yards	5-102	1-32
Interception Returns-Yards	0-0	2-8
Punts (Number-Avg)	6-35.0	5-29.0
Fumbles-Lost	0-0	1-0
Penalties-Yards	6-29	7-80
Possession Time	28:07	31:53
Third-Down Conversions	5 of 15	5 of 11
Fourth-Down Conversions	1 of 2	1 of 1
Red-Zone Scores-Chances	2-4	5-5
Sacks By: Number-Yards	0-0	4-21

RUSHING: FS- James, Dontel 12-20; Kline, Zach 1-11; Green, Treyvon 1-3; Jordan, Jamire 1-1; O'Neal, Dejonete 4-0; Johnson, KeeSean 1-minus-1; Virgil, Chason 6-minus-3;

Nebraska-Ozigbo, Devine 17-103; Newby, Terrell 11-56; Armstrong Jr., Tommy 11-42; Bryant, Tre 5-36; Moore, Alonzo 2-34; Wilbon, Mikale 1-16; Westerkamp, Jordan 1-9; Fyfe, Ryker 1-5; TEAM 1-minus-2; Pierson-El, De'Mornay 1-minus-7

PASSING: FS- Virgil, Chason 17-32-1-133-1; Kline, Zach 7-11-1-110-0. **Nebraska-Armstrong Jr.**, Tommy 5-10-0-108-1; Fyfe, Ryker 1-3-0-6-0.

RECEIVING: FS- Peck, Aaron 9-112; Johnson, KeeSean 8-61; Jordan, Jamire 5-52; Olsen, Chad 2-18. **Nebraska-Moore**, Alonzo 3-92; Morgan Jr., Stanley 1-11; Westerkamp, Jordan 1-6; Ozigbo, Devine 1-5

INTERCEPTIONS: FS- None. **Nebraska-Williams**, Kieron 1-8; Jones, Chris, 1-0

FUMBLES: FS- None. **Nebraska-Pierson-El**, De'Mornay 1-0

SACKS (Sacks-Yds): FS- None. **Nebraska-** Dzuris, Ross 2-4; Jackson, Lamar 1-11; Kalu, Joshua 1-6

TACKLE LEADER (UA-A): FS- Camilli, Jeff 3-7. **Nebraska-Williams**, Kieron 6-4

Game 2 | Nebraska 52, Wyoming 17

SCORE BY QUARTERS	1	2	3	4	FINAL
Wyoming	0	7	10	0	17
Nebraska	7	10	7	28	52

Lincoln (Sept. 10) --- Tommy Armstrong Jr. threw three touchdown passes to become NU's career leader and ran for another score, as the Huskers soared to a 52-17 win over Wyoming.

For the second straight week, Nebraska got off to a fast start, jumping out to a 17-0 lead and finished with a flourish.

After Wyoming cut the Husker lead to 24-17 heading into the fourth quarter, the Big Red erupted, outscoring the Cowboys 28-0 over the next 10 minutes, starting with Armstrong's 34-yard scoring strike to senior wide receiver Jordan Westerkamp.

The Cowboys then let the game get out of hand. On their first play from scrimmage on the ensuing drive, quarterback Josh Allen threw a screen pass behind running back Brian Hill. Ross Dzuris scooped up the backward lateral and rumbled to the one-yard line, setting up a one-yard Devine Ozigbo run to push the Big Red's lead to 38-17 with 12:59 left.

On Wyoming's next drive, Nathan Gerry intercepted Nebraska's third pass of the half, which set up a nine-yard touchdown pass to Westerkamp. The TD pass was Armstrong's 57th of his career, breaking the record of 56 by Taylor Martinez. Armstrong finished his record-setting day by completing 20-of-34 passes for 377 yards and three scores. On the ensuing drive, Chris Jones intercepted another Allen pass and returned it to the Wyoming 35. One play later, Ryker Fyfe hit Gabe Rahn with a 35-yard scoring strike to make it 52-17.

While Armstrong and the offense amassed 550 total yards, the Blackshirts set the tone for the second half by forcing six turnovers including five interceptions. The Husker defense surrendered 320 total yards, including just 131 on the ground.

The first interception of the game for the Blackshirts came from Aaron Williams, which thwarted Wyoming's second drive of the second half after the Cowboys had cut NU's lead to 17-10 with a field goal on the opening drive of the half. On the Cowboys' next possession, the Huskers pushed the lead back to 14, as Kieron Williams intercepted another Allen pass and returned it 23 yards for a score.

SCORING SUMMARY

QTR	TIME	TEAM	SCORE
1st	06:12	NEB	Armstrong Jr. 7 yd run (Brown kick)
2nd	09:03	NEB	Brown 29 yd field goal
2nd	05:57	NEB	Moore 63 yd pass from Armstrong (Brown kick)
2nd	00:08	WY	Gentry 35 yd pass from Allen (Rothe kick)
3rd	11:08	WY	Rothe 7 yd field goal
3rd	04:48	NEB	Williams 23 yd interception return (Brown kick)
3rd	01:35	WY	Hill 1 yd run (Rothe kick)
4th	13:11	NEB	Westerkamp 34 yd pass from Armstrong (Brown kick)
4th	12:59	NEB	Ozigbo 1 yd run (Brown kick)
4th	07:28	NEB	Westerkamp 9 yd pass from Armstrong (Brown kick)
4th	05:15	NEB	Rahn 35 yd pass from Fyfe (Brown kick)

TEAM STATISTICS

	WYO	NEB
FIRST DOWNS	16	25
RUSHES-YARDS (NET)	31-131	43-138
PASSING YDS (NET)	189	412
Passes Att-Comp-Int	32-16-5	35-21-1
TOTAL OFFENSE PLAYS-YARDS	63-320	78-550
Fumble Returns-Yards	0-0	1-9
Punt Returns-Yards	1-25	0-0
Kickoff Returns-Yards	2-40	3-86
Interception Returns-Yards	1-13	5-62
Punts (Number-Avg)	3-43.3	3-31.3
Fumbles-Lost	2-1	4-0
Penalties-Yards	5-42	7-93
Possession Time	26:53	33:07
Third-Down Conversions	2 of 10	8 of 14
Fourth-Down Conversions	1 of 2	0 of 2
Red-Zone Scores-Chances	2-2	4-6
Sacks By: Number-Yards	2-19	1-7

RUSHING: Wyo- Conway, Austin 3-70; Hill, Brian 17-49; Allen, Josh 7-7; Wick, Shaun 3-3; Hollister, Jacob 1-2; **Nebraska-Ozigbo**, Devine 15-44; Bryant, Tre 7-34; Newby, Terrell 4-20; Armstrong Jr., Tommy 12-12; Reilly, Brandon 1-12; Carter, Cethan 1-9; Pierson-El, De'Mornay 1-5; Lighbourn, Caleb 1-4; TEAM 1-minus-2.

PASSING: Wyo- Allen, Josh 16-32-5-189-1; **Nebraska-Armstrong**, Tommy 20-34-1-377-3; Fyfe, Ryker 1-1-0-35-1.

RECEIVING: Wyo- Gentry, Tanner 7-124; Maulhardt, Jake 4-22; Hollister, Jacob 3-20; Ellis, Jordan 1-15; Parker, Joseph 1-8. **Nebraska-Westerkamp**, Jordan 4-105; Newby, Terrell 4-27; Moore, Alonzo 3-109; Reilly, Brandon 2-52; Carter, Cethan 2-20; Morgan Jr., Stanley 2-17; Ozigbo, Devine 1-39; Rahn, Gabe 1-35; Pierson-El, De'Mornay 1-9; Bryant, Tre 1-minus-1

INTERCEPTIONS: Wyo- Wingard, Andrew 1-13. **Nebraska-Williams**, Kieron 1-23; Gerry, Nathan 2-8; Jones, Chris 1-27; Williams, Aaron 1-4.

FUMBLES: Wyo- Wyoming-Allen, Josh 2-1. **Nebraska-Nebraska-Armstrong**, Tommy 3-0; Bryant, Tre 1-0.

SACKS (Sacks-Yds): Wyo- May, D.J. 1-8; Granderson, Carl 1-11. **Nebraska-** Dzuris, Ross 0.5-3; Rose-Ivey, Michael 0.5-4

TACKLE LEADER (UA-A): Wyo- Wingard, Andrew 6-7. **Nebraska-Gerry**, Nathan 4-3; Banderas, Josh 2-5