

How the scholarship odds stack up

NCAA statistics suggest that female athletes who compete in low-profile sports have the best chance of obtaining an athletic scholarship. While the majority of men's scholarships go to the big-ticket sports of football and basketball, women's scholarships are spread more evenly among a wider range of sports.

Athletes per scholarship

For the 2011-2012 school year

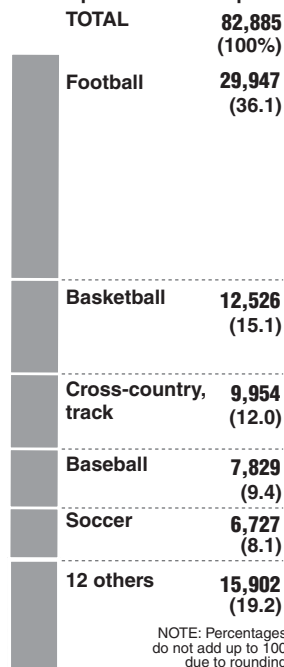
■ Women's team
■ Men's team

Sport	High school athletes	Athletes per scholarship
Equestrian, women's	1,430	3
Rowing, women's	6,261	3
Rifle, women's	985	14
Fencing, women's	1,771	16
Gymnastics, men's	2,353	16
Ice hockey, women's	8,833	18
Gymnastics, women's	19,119	24
Golf, women's	71,086	26
Lacrosse, women's	74,993	26
Fencing, men's	1,925	29
Soccer, women's	370,975	33
Swimming, women's	160,456	34
Water polo, women's	18,749	36
Field hockey, women's	60,607	37
Football, men's	1,121,744	37
Ice hockey, men's	35,732	38
Golf, men's	152,725	41
Softball, women's	367,023	41
Basketball, men's	535,289	43
Lacrosse, men's	100,641	45
Swimming, men's	133,823	48
Tennis, women's	180,870	49
Basketball, women's	435,885	53
Tennis, men's	159,800	54
X-country/track, women's	681,009	55
Volleyball, women's	418,903	58
Baseball, men's	474,219	61
Soccer, men's	411,757	61
Bowling, women's	25,348	71
Skiing, women's	9,314	74
Water polo, men's	20,721	80
X-country/track, men's	824,122	83
Skiing, men's	10,072	91
Volleyball, men's	49,467	123
Wrestling, men's	272,149	124
Rifle, men's	2,000	125


Scholarship distribution

In 2011-2012, with percent of total scholarships issued for each gender

Men's sports scholarships



Women's sports scholarships

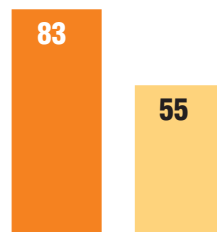


Among popular sports

Athletes per scholarship, 2011-2012

■ Women's team
■ Men's team

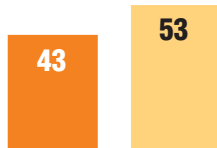
Cross-country and track



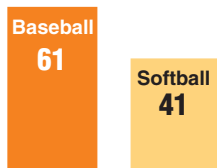
Football



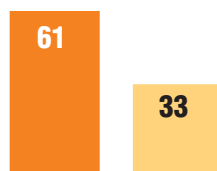
Basketball



Baseball and softball



Soccer



NOTE: Some athletic scholarship recipients do not compete on high school teams; women's rugby and sand volleyball not shown because they do not have high school participation numbers